

REGISTERED COMPANY NUMBER: 08175471 (England and Wales)

**TRUSTEES' REPORT AND
FINANCIAL STATEMENTS FOR THE YEAR ENDED 31 AUGUST 2021
FOR
BRIGHTER FUTURES ACADEMY TRUST**

**Revell Ward Limited
Chartered Accountants and Statutory Auditors
Bates Mill
Colne Road
Huddersfield
HD1 3AG**

BRIGHTER FUTURES ACADEMY TRUST

**CONTENTS OF THE FINANCIAL STATEMENTS
FOR THE YEAR ENDED 31 AUGUST 2021**

	Page
Reference and Administrative Details	1
Trustees' Report	2 to 14
Governance Statement	15 to 20
Statement on Regularity, Propriety and Compliance	21
Statement of Trustees' Responsibilities	22
Report of the Independent Auditors	23 to 25
Independent Accountant's Report on Regularity	26 to 27
Statement of Financial Activities	28
Balance Sheet	29
Cash Flow Statement	30
Notes to the Financial Statements	31 to 54

BRIGHTER FUTURES ACADEMY TRUST

**REFERENCE AND ADMINISTRATIVE DETAILS
FOR THE YEAR ENDED 31 AUGUST 2021**

MEMBERS:	H Myles O Kennedy (appointed 4.12.2020) L Hirst (resigned 4.12.2020) J George
TRUSTEES	J George Chair of trustees * M Briggs * R Denham S Moore * R Long
* members of the finance and general purpose committee	
SENIOR MANAGEMENT TEAM	R Denham C Howarth J Burton
REGISTERED OFFICE	Siddal Primary School Backhold Lane Siddal Halifax HX3 9DL
REGISTERED COMPANY NUMBER	08175471 (England and Wales)
AUDITORS	Revell Ward Limited Chartered Accountants and Statutory Auditors Bates Mill Colne Road Huddersfield HD1 3AG
BANKERS	Lloyds Bank plc 1 Westgate Huddersfield HD1 2DN
SOLICITORS	Schofield Sweeney Church Bank House Church Bank Bradford BD1 4DY

BRIGHTER FUTURES ACADEMY TRUST

TRUSTEES' REPORT FOR THE YEAR ENDED 31 AUGUST 2021

The trustees who are also directors of the charity for the purposes of the Companies Act 2006, present their report with the financial statements of the charity for the year ended 31 August 2021. The trustees have adopted the provisions of Accounting and Reporting by Charities: Statement of Recommended Practice applicable to charities preparing their accounts in accordance with the Financial Reporting Standard applicable in the UK and Republic of Ireland (FRS 102) (effective 1 January 2019) and the Academies Accounts Direction issued by the Education and Skills Funding Agency.

The annual report serves the purposes of both a trustees' report and a directors' report under company law.

The trust operates three primary academies in Calderdale. Its academies have a combined pupil capacity of 590 and had a roll of 519 in the school census on 1 October 2020.

OBJECTIVES AND ACTIVITIES

Objects and aims

The purpose of the academy trust is to provide a high quality, broad and balanced curriculum, satisfying the requirements of section 78 of the Education Act 2002, for children of differing abilities aged 3 -11. The schools provide education for pupils who are wholly or mainly drawn from the area in which the schools are situated.

Academy Trust Key Values

Passion - Working in education, we have the ability to profoundly change children's lives; the stakes are incredibly high. Our aim should always be to provide for the pupils of our academies what we would want for our own children.

Urgency - The amount of time children spend in education is finite. We have a responsibility to ensure every moment a child is in a Brighter Futures School must be spent productively. Once wasted, it is gone forever and cannot be given back.

Positivity - Staff have a responsibility to be positive and supportive of each other. Negativity leads to low expectations and a culture where excuses are tolerated.

Aspiration - Embodied in the Trust motto, "Where Children Succeed," all members of staff aim for excellence in their individual professional roles.

Commitment - Staff are prepared to go the extra mile to provide the best possible education for their pupils. The interests of children are always placed ahead of those of staff.

Academy Trust non-negotiables

Ethos and culture

- Shared values
- Moral purpose
- Consistency of approach
- Distributed leadership
- Professional behaviours
- Rights respecting

BRIGHTER FUTURES ACADEMY TRUST

TRUSTEES' REPORT FOR THE YEAR ENDED 31 AUGUST 2021

OBJECTIVES AND ACTIVITIES – continued

Teaching and learning

- High quality learning experiences
- Raising standards
- Committed to inclusion
- A calm and safe learning environment
- A dynamic curriculum
- Embracing new technologies

Investing in people

- Empowering pupils
- Partnership with parents
- Professional development
- High quality governance
- Health and sustainability
- A well maintained physical environment

Our safeguarding statement

Our trust is committed to providing a secure and supportive environment in which children can develop and grow into mature, responsible people.

Safeguarding children is a central part of our whole school approach to ensure that every child reaches their full potential and children are protected from abuse and neglect.

Objectives, strategies and activities

Over the years there have been many new initiatives and improvement priorities for our overall school development planning that have been designed to continue to move the schools forward and make the necessary improvements. .

The individual school development plans (SDP) for 2020-21 focused on the following:

Siddal Primary:

- To establish a joint understanding of personal development and the provision we provide for the pupils in our schools.
- To ensure outstanding provision in citizenship.
- For children to be given the best opportunities to achieve expected standard in reading and phonics.
- For a larger percentage of children to be working at ARE in writing across years 1-6 with an increased emphasis on the direct teaching of vocabulary
- To ensure that pupils consistently achieve highly, particularly the most disadvantaged and children with SEND
- For leaders to be equipped with skills and knowledge to provide outstanding physical development
- To evidence work in foundation subjects to enable consistent assessment
- To develop the role of subject/curriculum leads and for them to understand the school improvement cycle enabling them to be effective and have an impact

BRIGHTER FUTURES ACADEMY TRUST

TRUSTEES' REPORT FOR THE YEAR ENDED 31 AUGUST 2021

OBJECTIVES AND ACTIVITIES – continued

Field Lane Primary:

- To raise attainment in reading, writing and mathematics to increase the percentage of pupils working at age related expectations across the school at the end of the academic year.
- To raise attainment in science across school.
- To improve whole school attendance to at least 96% so that it is in line with national expectations and the punctuality of targeted pupils.
- To provide high quality teaching and learning across school to ensure high levels of pupil engagement and increased attainment in reading, writing and mathematics across school.
- To provide a range of opportunities to develop reading, vocabulary, writing and phonic skills in the Early Years.

Luddendenfoot Academy:

- To establish a joint understanding of personal development and the provision we provide for the pupils in our schools.
- To ensure outstanding provision in citizenship.
- For children to be given the best opportunities to achieve expected standard in reading and phonics.
- To promote different reading genres to develop children's language comprehension and vocabulary.
- To ensure that pupils consistently achieve highly, particularly the most disadvantaged and children with SEND
- To evidence work in foundation subjects to enable consistent assessment.
- To develop the role of subject/curriculum leads and for them to understand the school improvement cycle enabling them to be effective and have an impact

Public benefit

The academy trust's trustees have complied with their duty to have due regard to the guidance on public benefit published by the Charity Commission in exercising their powers or duties.

STRATEGIC REPORT

Achievement and performance

Brighter Futures Academy Trust is a focus for wider community educational activities, working closely with our local partners in education and business, to ensure that the schools are at the centre of their communities. This includes the local Children's Centres, secondary feeder schools, our School Improvement Clusters, services from the Local Authority and many more partners, in order to generate better educational programmes for our pupils as well as improving our transitional activities for our pupils when moving on to secondary education.

We value highly all contact with parents since we see a successful education being a partnership between parents, pupils and the schools. By working together, we are able to meet our aim of ensuring that all who come to schools within Brighter Futures Academy Trust will find it challenging, stimulating, caring and a happy place to be and will enjoy their time here.

Pupils at Siddal Primary, Luddendenfoot Academy and Field Lane Primary Schools are able to participate in a wide variety of clubs, trips and activities.

All statutory tests have been suspended for the academic year 2020-2021. During this academic year children have missed long periods of learning in school (almost a term). Individual classes were subjected to further pod closures. The data below is based on teacher assessment and has not been validated. There is no comparison to national averages.

Siddal Primary School - current Ofsted rating - Requires Improvement (November 2019)

Siddal Primary Early Years

The number of pupils achieving a good level of development would have been 23% in 2020. Attainment is below the 2019 national average of 71.9%

BRIGHTER FUTURES ACADEMY TRUST

TRUSTEES' REPORT FOR THE YEAR ENDED 31 AUGUST 2021

STRATEGIC REPORT – continued

Siddal Primary Year 1 Phonics

In the academic year 2020-2021 there was no phonics screening. The 2021 year one cohort will be assessed in December 2021. It is anticipated that 75 % of children will pass the phonic screening. At the time of writing there is no national average for 2021 data. The national average for 2019 was 82%

Siddal Primary Key Stage 1 SATs results

For the academic year 2020-2021 there were no formal SATs test due to Covid-19. Pupils were in lockdown for the whole of the spring term 2021. The results are based on teacher assessment, no national comparison data is available.

Reading, Writing and Maths at the end of year 2 are as follows:

Reading 46% (74.9% national 2019);

Writing 46% (69.2% national 2019)

Maths 55% (75.6% national 2019):

The % of pupils achieving 'greater depth' compared to the national figures was:

Reading 4% (25% national);

Writing 4% (14.7% national)

Maths 4% (16.7% national).

Progress performance was not obtainable this year due to covid 19.

Siddal Primary Key Stage 2 SATs results

As expected in 2021 we saw a downward trajectory of results achieved this is a result of the children having two academic years disrupted by Covid-19.

The % of pupils assessed as working at the expected standards in

Reading 67% (73% national 2019);

Writing 54% (78.5% national 2019);

SPAG 70% (78% national 2019)

Maths 63% (78% national 2019).

Achievement and performance

Progress from KS 1 to KS2 was not available for 2021 due to Covid-19

Field Lane Primary School - current Ofsted rating -Requires Improvement October 2019

Field Lane Primary Early Years

The number of pupils achieving a good level of development would have been 55% in 2021. The reception class pupils have missed 2/3 of teaching time in school over the pandemic which has significantly impacted on their attainment and progress.

Field Lane Primary Year 1 Phonics

In the academic year 2020-2021 there was no phonics screening. The 2021 year one cohort will be assessed in December 2021. It is anticipated that 72% of children will pass the phonic screening. At the time of writing there is no national average for 2021 data. The national average for 2019 was 82%.

BRIGHTER FUTURES ACADEMY TRUST

TRUSTEES' REPORT FOR THE YEAR ENDED 31 AUGUST 2021

STRATEGIC REPORT – continued

Field Lane Primary Key Stage 1 SATs results

For the academic year 2020-2021 there were no formal SATs test due to Covid-19. Pupils were in lockdown for the whole of the spring term 2021. The results are based on teacher assessment, no national comparison data is available.

Reading, Writing and Maths at the end of year 2 are as follows:

Reading 56% (74.9% national 2019);

Writing 31% (69.2% national 2019)

Maths 56% (75.6% national 2019):

The % of pupils achieving 'greater depth' compared to the national figures was:

Reading 0% (25% national 2019);

Writing 0% (14.7% national 2019)

Maths 0% (16.7% national 2019).

Progress performance was not obtainable this year due to Covid-19.

Field Lane Primary Key Stage 2 SATs results

As expected in 2021 we saw a downward trajectory of results achieved this is a result of the children having two academic years disrupted by Covid19.

The % of pupils assessed as working at the expected standards in

Reading 67% (73% national 2019);

Writing 67% (78.5% national 2019);

SPAG 67% (78% national 2019)

Maths 67% (78% national 2019).

Progress from KS 1 to KS2 was not available for 2021 due to Covid-19

Luddendenfoot Academy - current Ofsted rating - Outstanding (December 2016)

Luddendenfoot Academy Early Years

79.3% of pupils were on track to achieve a good level of development. This attainment is in line with the school average for the year of 2020.

Luddendenfoot Academy Year 1 Phonics

Year 1 phonics, results continue to be a success and are significantly above the national average of 81.9% (2019). In 2021 it is anticipated that 87% of Year 1 pupils would pass the phonics screening.

Achievement and performance

Luddendenfoot Academy Key Stage 1 SATs results

In 2021 we were on track to achieve another strong set of KS 1 attainment and progress results. The % of pupils achieving expected standards in Reading, Writing and Maths would be as follows:

Reading 72.4% (74.9% national, 2019);

Writing 72.4% (69.2% national, 2019)

Maths 79.3% (75.6% national, 2019).

The % of pupils, achieving 'greater depth':

Reading 20.7% (25% national, 2019);

Writing 17.2% (14.7% national, 2019)

Maths 13.8% (16.7% national, 2019).

BRIGHTER FUTURES ACADEMY TRUST

TRUSTEES' REPORT FOR THE YEAR ENDED 31 AUGUST 2021

STRATEGIC REPORT – continued

Luddendenfoot Academy Key Stage 2 SATs results

In 2021 we were on track to achieve excellent KS2 attainment and progress results against the higher assessment standards in Reading, Writing and Maths of 80.3% combined.

The % of pupils acquiring the new expected standards in Reading, Writing, Maths and SPAG are as follows:

Reading 89% (73% national, 2019);

Writing 71% (78.5% national, 2019)

SPAG 89% (78% national, 2019)

Maths 81%. (78% national, 2019)

Financial review

Coronavirus pandemic - review of the year and future position

The continued pandemic impact across our schools and academy has seen the business adapt and adjust its new risk assessments that were implemented in 2020. Staff continue to work to the new Coronavirus policies and the leadership have maintained an open relationship with the local authority and public health. The measures that were put in place during 2020 have continued to remain in place through 2021 with two-metre distancing and one-way systems continuing. Costs have remained higher than would normally be expected for PPE equipment, hand sanitiser and additional cleaning in our schools. Further purchases were made on IT equipment during the year, ensuring we reached more children who were learning from home environments.

The second wave of the pandemic saw all our schools remain open to key worker, essential worker and vulnerable children and remained open through the easter period. Our schools provided Free School Meals vouchers to those children who were entitled.

During the second wave of the pandemic the school's vulnerable staff were able to isolate. Other teaching and class-based staff were in school to provide an education to the larger number of children attending school than that in the first wave of the pandemic. Teaching staff provided online learning for those children at home and continued to provide the same education to those at home. Where possible our back-office staff worked from home. Trustees and the leadership communicated by Microsoft teams and the telephone, trust boards and LGB's meetings took place online.

The schools have all continued to promote the wearing of face masks and voluntary lateral flow testing to minimise the impact of Covid-19. We have seen cases of Coronavirus across the schools which has had a varying impact in terms of pod closures and staff isolating. Where this has happened, we have engaged public health in all instances and followed all advice given. Our staff continue to mark children's work and communicate with them at home via online learning and they continue to monitor the progress of the children using our class dojo system.

We have received catch up funding. The funding received was used to catch up missed learning for identified class and children. We have provided additional CPD to staff to help them support the children, we have put in place structured interventions for those children who need it, we have purchased additional online tools such as Mathletics to supplement daily lessons and support parents with home learning. As a trust we continue with our leadership team to monitor the requirements of the children to support our schools through the current pandemic.

BRIGHTER FUTURES ACADEMY TRUST

TRUSTEES' REPORT FOR THE YEAR ENDED 31 AUGUST 2021

STRATEGIC REPORT - continued

Financial review

Review of the year and principal funding sources

Most of the academy's income is obtained from the ESFA/DfE in the form of recurrent grants, the use of which is restricted to particular purposes. The grants received from the ESFA/DfE during the year ended 31 August 2021 and the associated expenditure are shown as restricted funds in the Statement of Financial Activities.

The academy also receives grants for fixed assets from the ESFA/DfE. In accordance with the Charities Statement of Recommended Practice, 'Accounting and reporting by Charities', such grants are shown in the Statement of Financial Activities as restricted income in the fixed asset fund.

During the year ended 31 August 2021, total expenditure of £3,588,340 was covered by recurrent grant funding from the DfE, other incoming resources and reserve balances. The net loss for the period after fund transfers was £123,043 (excluding restricted fixed asset funds and actuarial pension adjustments of £327,000).

At 31 August 2021, the net book value of fixed assets was £4,931,151 and movements in tangible fixed assets are shown in note 14 to the financial statements. The assets were used exclusively for providing education and the associated support services to the pupils of the academy.

Investment policy

The academy has no current investment policy however, it is the intention to transfer any surplus funds (with no immediate requirement) to a higher interest account with instant access.

Reserves policy

The trustees review the reserve levels of the academy trust annually in order to ensure that the longer term needs of the schools can be met. This review encompasses the nature of the income and expenditure streams, the need to match income with commitment and the nature of the reserves.

The level of reserves, including unrestricted funds, is considered to be adequate and required to assist and maintain the schools for the next three years.

Where the academy holds unrestricted reserves, it is the trustees' policy to apply these resources to meet the spending priorities determined by the board of trustees. The academy's current level of free reserves (total funds less the amount held in fixed asset funds and restricted funds) is £447,780.

Going concern

Details regarding trustee considerations on the basis of preparation of the financial statements can be found in the Statement of Accounting Policies.

BRIGHTER FUTURES ACADEMY TRUST

TRUSTEES' REPORT FOR THE YEAR ENDED 31 AUGUST 2021

STRATEGIC REPORT – continued

Principal risks and uncertainties

The trustees have a duty to identify and review the risks to which the charity is exposed and to ensure appropriate controls are in place to provide reasonable assurance against fraud and error. The following risks have been identified:

HR risk - the following principal HR risks have been identified:

- Resignation/long term illness of one of the senior leadership team members; and
- Loss of key staff members.

Financial risk - the principal financial risks are:

- The long term financial prospects of the trust;
- A reduction in pupil numbers and/or the rates paid per place;
- An unbudgeted increase in teaching or support staff costs. The Trust is particularly open to risk surrounding staffing and income due to pay increase recommendations being made by external bodies. Despite additional funding grants from the DfE this remains a concern as the grants do not cover all pay increases. Failure to follow such recommendations (or interpretations of these recommendations) may result in exposure to other risks associated with staffing, e.g. recruitment. The timing of the announcement of such recommendations can also cause budgeting issues as staffing costs account for the majority of the usage of the incoming financial resources;
- The Local Government Pension Scheme is currently in deficit; however, this is not an immediate liquidity issue as this will be paid over a number of years. Contribution rates can vary depending on the pension balance;
- The additional costs of working with higher than planned numbers of children presenting with additional needs and the requirement to supplement the needs of these children;
- Catch up funding, Recovery premium and Tutoring program monies does not sufficiently meet the costs of bringing the children's education to meet expected standards; and
- GDPR data being exposed and the law being breached.

The financial position of the three schools is reviewed regularly throughout the year and projections are adjusted.

Fundraising

The Academy Trust only held small fundraising events during the year for and on behalf of other charities such as Children in Need and Comic Relief. This was due to the Covid restrictions in place in the schools. The Academy Trust does not work with professional fundraisers or companies who carry out fundraising on its behalf. During the year no complaints or issues have arisen as a result of the fundraising events held.

Future plans

The trust and its members have continued to work on its strategic aims during 2020/21 which are:

"Brighter Futures exists to prepare all our children to lead happy, healthy and fulfilling lives. We believe that children should be inspired to become life-long learners, confident to live in and contribute towards a world of change, and equipped to seize the opportunities that lie ahead of them."

During the year the trust has worked closely with Rastrick High School to bring additional support into the schools and to support Field Lane in particular to improve its "requires improvement" status. This working relationship has brought the decision to join Rastrick High as they transitioned to a newly formed multi academy trust under the brand of Polaris MAT. On 1 November 2021 the three academy schools, Siddal Primary, Luddendenfoot Academy and Field Lane Primary were rebrokered to Polaris MAT.

BRIGHTER FUTURES ACADEMY TRUST

TRUSTEES' REPORT FOR THE YEAR ENDED 31 AUGUST 2021

STRATEGIC REPORT – continued

The future plans for the Academy Trust for 2021/22 are:

- To actively seek opportunities to develop within the new MAT;
- To focus on educational outcomes including attainment and progress;
- To maximise working partnerships with local primary and secondary schools;
- To continue to develop its staff to LLE and NLE;
- Move to a new financial system and an electronic HR reporting model through the joining of Polaris MAT.

Our pledges:

- Children will leave our schools with the confidence and resilience to manage their transition to the next stage of their lives.
- We will support all children to lead healthy and happy lives, not least by promoting high standards of health and wellbeing through our culture and through learning activities. We will aspire for all Brighter Futures' schools to be amongst the highest ranking schools in their authority for the health and wellbeing of pupils;
- Children will be supported to be entrepreneurial in spirit, not least through the provision of a range of opportunities to grow and develop their own enterprises within school and in partnership with their communities. Brighter Futures will engage a range of local businesses and enterprises to support these learning opportunities and children will feel confident in their economic awareness and understanding;
- Children will be provided with the highest standard of learning in terms of developing the core skills, including Maths and Literacy, that are so essential to their future success. Brighter Futures schools will be amongst the best in the country in terms of pupil outcomes at KS2.

In order to achieve these pledges the schools are working on their own specific strategic objectives during 2021/22. These are as follows:

Field Lane Primary School

- Ensuring high expectations are maintained for pupils behaviour and conduct across all aspects of school life.
- Leaders are ambitious and have a clear plan for CPD that leads to improved quality of education for all pupils.
- Leaders work closely with Governors to ensure they are challenged and held to account.
- To continue to embed consistent and robust assessment strategies.

Luddendenfoot Academy

- To ensure high expectations are maintained for pupils' behaviour at school remains exceptional.
- To provide children with plentiful opportunities to develop the qualities and attributes they need to become active, responsible citizens.
- To ensure every child, including the most disadvantaged learn how to read and develop a love of reading.
- To provide all children with an outstanding curriculum that inspires, motivates and prepares them for their next steps.
- To ensure quality of teaching across the school is outstanding and all children make at least expected progress.
- To ensure EYFS remains outstanding

STRUCTURE, GOVERNANCE AND MANAGEMENT

Constitution

The academy trust is a company limited by guarantee and an exempt charity. The charitable company's memorandum and articles of association are the primary governing documents of the academy trust. The trustees of Brighter Futures Academy Trust are also the directors of the charitable company for the purposes of company law. The charitable company operates as Brighter Futures Academy Trust.

BRIGHTER FUTURES ACADEMY TRUST

TRUSTEES' REPORT FOR THE YEAR ENDED 31 AUGUST 2021

STRUCTURE, GOVERNANCE AND MANAGEMENT - continued

Details of the trustees who served during the year are included in the Reference and Administrative Details on page 1.

Members' liability

Each member of the charitable company undertakes to contribute to the assets of the company in the event of it being wound up while they are a member, or within one year after they cease to be a member, such amount as may be required, not exceeding £10 for the debts and liabilities contracted before they cease to be a member.

Trustees' Indemnities

The company purchased insurance for liabilities incurred by its trustees in carrying out their duties.

Method of recruitment and appointment or election of trustees

The Members may appoint up to seven Trustees, but the total number of Trustees who are employees of the Academy Trust (excluding the Executive Head Teacher) must not exceed one third of the total number of Trustees.

Parent Trustees and Parent Governors shall be elected by parents of registered pupils at the School. A Parent Trustee or Parent Governor must be a parent/family member of a pupil at the school at the time when they are elected. Where a vacancy for a Parent Trustee or Parent Governor is required to be filled by election, the Local Governing Body shall take such steps as are reasonably practical to ensure that every person who is known to them to be a parent/family member of a registered pupil at the school is informed of the vacancy and that it is required to be filled by election, informed that he/she is entitled to stand as a candidate, and vote at the election and given an opportunity to do so. Any election of Parent Trustees or Parent Governors which is contested shall be held by secret ballot.

The Staff Trustees and Governors shall be elected by staff members at the School. A Staff Governor must be a staff member at the time when he/she is elected. If a Staff Governor ceases to be a staff member, then they shall be deemed to have resigned and shall cease to be a Governor.

The Members may appoint up to three co-opted Trustees.

Organisational structure

The leadership structure consists of three levels, the governors (including trustees), the joint strategic leadership team, and the local leadership team. The aim of the leadership structure is to ensure that strategic leadership remains a high priority and to devolve responsibility and encourage involvement in decision making at all levels.

The governors/trustees are responsible for strategic development and decision making including setting statutory policy, approving the School Development Plans, approving the school budget, monitoring the academy by the use of budgets and making major decisions about the direction of the academy, capital expenditure and senior staff appointments.

BRIGHTER FUTURES ACADEMY TRUST

TRUSTEES' REPORT FOR THE YEAR ENDED 31 AUGUST 2021

STRUCTURE, GOVERNANCE AND MANAGEMENT - continued

The strategic senior leaders are the CEO, the Head Teachers/Heads of School, the Chief Finance and Operations Officer. These leaders control the academy trust at an executive level implementing the policies laid down by the governors/trustees and reporting back to them. As a group, the senior leaders are responsible for the authorisation of spending within agreed budgets and the appointment of staff, though appointment boards for posts in the leadership team always contain a governor/trustee. Some spending control is devolved to members of the leadership team, with limits above which a senior leader must countersign.

Organisational structure

The local leadership teams are the Head Teachers/Heads of School, Deputy Heads of School (where applicable) and the phase/subject leaders depending on the size of the school. These leaders are responsible for the day to day operation of each school within the trust including the quality of teaching and learning and its impact on pupil progress; the organisation of the curriculum, pastoral support systems, parental engagement and community links.

The academy trust has defined the responsibilities of each person involved in the administration of the trust's finances to avoid the duplication or omission of functions and to provide a framework of accountability for governors and staff.

Policies and procedures adopted for the induction and training of trustees

The training and induction provided for new governors and trustees will depend on their existing experience; an induction pack is given to all trustees and governors. During the period, the academy has subscribed to the governing training programme provided by CMBC and the National Governors Association.

An induction pack is provided to all new governors/trustees; this includes governor/trustee responsibilities, committee terms of reference, governor/trustee and school expectations. All governors/trustees are provided with copies of minutes, accounts, budgets, school development and school self-evaluation plans plus any other documents that they will need to undertake their role as governors/trustees. As there are normally only one or two new governors/trustees a year, induction tends to be done informally and is tailored specifically to the individual.

Brighter Futures Academy Trust also commissions bespoke consultancy and training in order to meet the development needs of the Local Governing Body Organisational structure.

Key management remuneration

The academy trust has an adopted pay policy which is consulted on annually and takes account of any changes in the teachers' pay and conditions document. The remuneration of key management personnel takes into account the ISR of the individual schools and the requirements of the job description or job descriptions. Person specifications are graded externally for equality and transparency purposes.

Trade union facility time

This information is published in accordance with the provisions of the Trade Union (Facility Time Publication Requirements) Regulations 2017 because the academy had a full-time equivalent employee number of more than 49 throughout the entirety of any seven of the months within the year ended 31 August 2021.

BRIGHTER FUTURES ACADEMY TRUST

TRUSTEES' REPORT FOR THE YEAR ENDED 31 AUGUST 2021

STRUCTURE, GOVERNANCE AND MANAGEMENT - continued

Relevant union officials

Number of employees who were relevant union officials during the relevant period	Full-time equivalent employee number
	4

Percentage of time spent on facility time

Percentage of time	Number of employees
0%	Nil
1-50%	Nil
51-99%	Nil
100%	Nil

Percentage of pay bill spent on facility time

	£
Total cost of facility time	Nil
Total pay bill	Nil
Percentage of the total pay bill spent on facility time, calculated as:	
$(\text{total cost of facility time} / \text{total pay bill}) \times 100$	0%

Paid trade union activities

Time spent on paid trade union activities as a percentage of total paid facility time hours calculated as:

$(\text{total hours spent on paid trade union activities by relevant union officials during the relevant period} / \text{total paid facility time hours}) \times 100$	0%
---	----

Connected organisations including related party relationships

Brighter Futures Academy Trust has three schools within the partnership. Siddal Primary School is the sponsor academy for Field Lane Primary School. The sponsor provides on-going support and capacity to ensure that Field Lane continues to meet the needs of pupils attending the school. Luddendenfoot Academy is also a member of the Trust. There are no other connections with other organisations.

EVENTS SINCE THE END OF THE YEAR

Information relating to events since the end of the year is given in the notes to the financial statements

STATEMENT AS TO DISCLOSURE OF INFORMATION TO AUDITORS

So far as the trustees are aware, there is no relevant information (as defined by Section 418 of the Companies Act 2006) of which the charitable company's auditors are unaware, and each trustee has taken all the steps that they ought to have taken as a trustee in order to make them aware of any audit information and to establish that the charitable company's auditors are aware of that information.


BRIGHTER FUTURES ACADEMY TRUST

**TRUSTEES' REPORT
FOR THE YEAR ENDED 31 AUGUST 2021**

AUDITORS

The auditors, Revell Ward Limited, will be proposed for re-appointment at the forthcoming Annual General Meeting.

Trustees' report, incorporating a strategic report, approved by order of the board of trustees, as the company directors, on
17.12.2021..... and signed on the board's behalf by:


.....
J George - Trustee

BRIGHTER FUTURES ACADEMY TRUST

GOVERNANCE STATEMENT FOR THE YEAR ENDED 31 AUGUST 2021

Scope of Responsibility

As trustees we acknowledge we have overall responsibility for ensuring that Brighter Futures Academy Trust has an effective and appropriate system of control, financial and otherwise. However, such a system is designed to manage rather than eliminate the risk of failure to achieve business objectives, and can provide only reasonable and not absolute assurance against material misstatement or loss.

The board of trustees has delegated the day-to-day responsibility to the academy Chief Executive Officer, as accounting officer, for ensuring financial controls conform with the requirements of both propriety and good financial management and in accordance with the requirements and responsibilities assigned to it in the funding agreement between Brighter Futures Academy Trust and the Secretary of State for Education. They are also responsible for reporting to the board of trustees any material weaknesses or breakdowns in internal control.

Governance

The information on governance included here supplements that described in the Trustees' Report and in the Statement of Trustees' Responsibilities. The board of trustees has formally met 6 times during the year. Attendance during the year at meetings of the board of trustees was as follows:

Trustee	Meetings attended	Out of a possible
J George (Chair of trustees)	6	6
M Briggs	5	6
S Moore	6	6
R Denham	6	6
R Long	4	6

The board of trustees' purpose is to ensure the solvency of the academy, to appoint/dismiss the CEO and Head Teachers, approval of the budget, approval of the Trust's annual accounts, review service level agreements and monitor the standards and progress of pupils at each school.

The Strategic Resources Committee is a sub-committee of the main board of trustees. Its purpose is to provide a more detailed consideration for the management of the academy's finances, premises and resources in order to make appropriate comments and recommendations to the board of trustees.

Attendance at meetings in the year was as follows:

Trustees and Governors	Meetings attended	Out of a possible
R Denham (Accounting Officer)	3	3
R Long	1	3
J George	3	3
M Briggs	2	3
S Moore	3	3

The performance management committee is also a sub-committee of the main board of trustees. Its purpose is to review staff performance and agree/challenge any pay increments recommended by the Head Teachers.

Attendance at meetings in the year was as follows:

Trustees	Meetings attended	Out of a possible
M Briggs	1	1
S Moore	1	1
J George	1	1

BRIGHTER FUTURES ACADEMY TRUST

GOVERNANCE STATEMENT FOR THE YEAR ENDED 31 AUGUST 2021

Local Governing Bodies

The local governing bodies are responsible for the operational day-to-day running of the academy including the management and organisation of the academy in line with the school development plan and cohort plans, the implementation of decisions of the academy trust board and the implementation of policies approved by the board.

Attendance at meetings in the year was as follows:

Siddal Primary

Trustees and Governors	Meetings attended	Out of a possible
R Woodhead	5	6
H Myles	4	6
S Moore	6	6
W Holdsworth	5	6
L Aaron	6	6
R Denham	5	6

Field Lane Primary

Trustees and Governors	Meetings attended	Out of a possible
K Brown	5	6
P Booth	6	6
K Simpson	6	6
E Hartnell	2	2
L Berry	5	6
O Hanson	3	3
C Howarth	6	6

Luddendenfoot Academy

Trustees and Governors	Meetings attended	Out of a possible
N O Aghahowa	6	7
K Maddock	6	7
H Wilkinson	6	6
P Jamieson	5	7
M Briggs	7	7
P Greenwood	7	7
B Charles	5	7

BRIGHTER FUTURES ACADEMY TRUST

GOVERNANCE STATEMENT FOR THE YEAR ENDED 31 AUGUST 2021

Review of Value for Money

As accounting officer the academy CEO has responsibility for ensuring that the academy trust delivers good value in the use of public resources. The accounting officer understands that value for money refers to the educational and wider social outcomes achieved in return for the taxpayer resources received.

The accounting officer considers how the trust's use of its resources has provided good value for money during each academic year, and reports to the board of trustees where value for money can be improved, including the use of benchmarking data where appropriate. The accounting officer for the academy trust has delivered improved value for money during the year by:

Taking action to:

- continue to monitor the effective use of all the resources within the schools to improve the achievement of all pupils. This has been achieved through the regular and routine monitoring and challenge of the progress all pupils are making and the adjustment of the use of available resources to ensure maximum impact in order to meet the needs of all pupils.
- continue to monitor the use of resources to ensure that wastage is minimal and avoided at all costs; e.g. sharing of expertise to improve the practise of others through joint staff meetings, joint CPD opportunities, mentoring and coaching of staff in need of further support.
- improve the prudent and economical administration of the organisation, which includes a very small part time administrative team of Chief Finance and Operations Officer and Senior Finance Officer, Finance Administrator and Assistant Business Operations Support Officer.
- rigorously monitor the maintenance of a system of financial governance, including sound internal spending controls, keeping up to date financial records by the Senior Finance Officer, continuous financial monitoring and timely reporting including regular finance team meetings and reporting to the strategic resources committee; and ensuring all financial transactions represent value for money to the trust and that all purchases are essential and add value to the quality of education provided for all pupils attending one of our academies.

Compare

The schools' performance data is carefully analysed using Key Stage assessment outcomes, Cluster and LA data, Data Dashboard, RAISEonline and Perspective Lite documents.

Consult

There has been regular on-going consultation with stakeholders on the SDP priorities. This was achieved in a number of ways and at different levels:

- trustees/governors through their committees were involved in the formulation of the SDP and review of the plan and trust strategic aims;
- all leadership team members were involved in the formulation of the SDPs and trust strategic aims;
- the leadership team work together on the SDP seeking views of all staff and stakeholders;
- parents were asked their views informally through consultation and more formally through questions on the letters, questionnaires and an open door policy;
- continual feedback and opportunities for consultation are provided for parents and carers so that adaptations can be made to the provision we offer to enhance learning of all pupils.

Compete

The strategic resources committee of the board of trustees met independently three times during the year. Major purchases or projects were discussed at this committee, who also approved the budget and the SDPs, where any major development was identified. Trustees/ governors were asked to declare their interest at every meeting. The Trust has achieved good value for money through the effective and efficient procurement of goods and services. Examples of this include the extension of the catering contract for all 3 schools, negotiating on the cost for the accelerated learning program, IT and pupil reading books.

This statement aims to clarify the principles of best value which the academy trust has adopted. Best value goes beyond the traditional value for money principles of economy, efficiency and effectiveness. Best value is about continually reviewing, challenging and improving the use of resources in a way that leads to:

- the raising of education standards;
- continuous improvement.

BRIGHTER FUTURES ACADEMY TRUST

GOVERNANCE STATEMENT FOR THE YEAR ENDED 31 AUGUST 2021

Compete - continued

Best value supports and influences all management and decision-making activities, including:

- target setting
- planning for improvement
- allocating resources to priorities
- managing implementation
- monitoring and evaluating the performance of the school
- managing the performance of staff.

Best value principles involve the school and governors reviewing and questioning:

- school performance
- routines
- processes.

The following questions were asked:

- what do we need to achieve?
- are we sure?
- what evidence do we have about levels of need?
- why are we doing this? Are there better ways to achieve the desired results?
- are current methods the most economical, efficient and effective?
- what is in the best interests of our stakeholders?
- are our procedures competitive when compared with possible alternatives?
- could another organisation do this for us more effectively and economically?

The analysis of performance data, backed by appropriate improvement actions, is crucial to successful best value management. We always ask the following questions:

- what are we achieving?
- how does this compare with what we should be achieving?
- what standards are similar schools achieving?
- how do our standards compare with theirs?
- are we a relatively high/low performer? Why?
- what can we do to continue to ensure our performance is up to the level of the best?

Being competitive means making sure the school is providing or buying the appropriate service at the best possible price.

Key questions we ask include:

- is our provision at the right price? Could we provide it at a better price?
- if we are buying services, could they be obtained at a better price?
- do we have proper financial administration procedures, including competitive tendering for significant expenditure?
- is purchasing on a fair and open basis?
- is one supplier used regardless of price?
- a basic Best Value Check form will need to be completed and attached to all orders over £3,000.

Examples of where best value has been achieved:

- Targeted improvements. The electronic equipment available in the school and for home working, new Chromebooks were purchased during the year to enhance children's learning along with laptops that will be used by the children for both home learning and on the full return to school in the classroom to ensure our IT reflects the changing IT environment for learning. We have also replaced a number of classroom interactive whiteboards that were at the end of life to ensure teachers are provided with fit for purpose classroom facilities. New desks and chairs have been purchased in Siddal Primary school for three classrooms to provide a better classroom environment providing children with table storage.
- Focus on individual pupils. All the schools within the trust continued to focus on pupils throughout the pandemic lockdown maintaining online work and work packs to ensure all children had suitable learning activities. The Executive Head to challenge and evaluate the teaching and learning provision being provided to children.

BRIGHTER FUTURES ACADEMY TRUST

GOVERNANCE STATEMENT FOR THE YEAR ENDED 31 AUGUST 2021

Compete - continued

- Collaboration. Shared services for school improvement, quality assurance of school effectiveness, financial management, HR management and the organisation of contracts and premises management ensure value for money and effective practise across the trust. Sharing of staff expertise and professional development ensure that all members of staff and their pupils benefit from the collaborative approach of the trust; e.g. shared contracts for grounds maintenance, photocopiers and securing a reduction in payroll costs through sourcing an alternative provider plus joint training days and securing cost effective highest quality trainers.
- Quantifying improvements. All data published by the schools on their websites show the impact the trust has on raising academic standards, ensuring pupils make accelerated progress, attendance continues to improve and family engagement is developed so that pupils' health and wellbeing are also valued and supported.

The Purpose of the System of Internal Control

The system of internal control is designed to manage risk to a reasonable level rather than to eliminate all risk of failure to achieve policies, aims and objectives. It can therefore only provide reasonable and not absolute assurance of effectiveness. The system of internal control is based on an on-going process designed to identify and prioritise the risks to the achievement of charitable company policies, aims and objectives, to evaluate the likelihood of those risks being realised and the impact should they be realised, and to manage them efficiently, effectively and economically. The system of internal control has been in place in Brighter Futures Academy Trust for the period 1 September 2020 to 31 August 2021.

Capacity to Handle Risk

The board of trustees has reviewed the key risks to which the charitable company is exposed together with the operating, financial and compliance controls that have been implemented to mitigate those risks. The board of trustees is of the view that there is a formal on-going process for identifying, evaluating and managing the charitable company's significant risks that has been in place for the period 1 September 2020 to 31 August 2021.

The Risk and Control Framework

The academy trust's system of internal financial control is based on a framework of regular management information and administrative procedures including the segregation of duties and a system of delegation and accountability. In particular it includes:

- comprehensive budgeting and monitoring systems with an annual budget and monthly management accounts which are reviewed and agreed by the board of trustees
- regular reviews by the finance and general purposes committee of reports which indicate financial performance against the forecasts and of major purchase plans, capital works and expenditure programmes
- setting targets to measure financial and other performance
- clearly defined purchasing (asset purchase or capital investment) guidelines
- delegation of authority and segregation of duties
- identification and management of risks

The board of trustees has considered the need for a specific internal audit function and has decided not to appoint an internal auditor. However, the trustees have appointed Revell Ward Limited, the external auditor, to perform additional checks. The internal auditor's role includes giving advice on financial matters and performing a range of checks on the academy trust's financial systems. In particular the checks carried out in the current period included:

- testing of payroll systems
- testing of purchase systems
- testing of staff expenses and petty cash payments
- testing of bank and all balance sheet account reconciliations
- review of the financial aspects of the Trust's risk register

On a bi-annual basis, the internal auditor reports to the board of trustees, through the resource committee, on the operation of the systems of control and on the discharge of the board of trustees financial responsibilities. The trustees confirm the internal auditor's duties have been fully delivered.

BRIGHTER FUTURES ACADEMY TRUST

**GOVERNANCE STATEMENT
FOR THE YEAR ENDED 31 AUGUST 2021**

The Risk and Control Framework - continued

The trust have decided to continue with the appointment of Revell Ward to execute the accountancy work at the year end as they have a comprehensive understanding of the academy and are able to report on the accounts as they transition to Polaris.

Review of Effectiveness


As accounting officer, the academy CEO has responsibility for reviewing the effectiveness of the system of internal control.

During the year in question the review has been informed by:

- CEO self testing of the financial and back office processes;
- the work of the internal audit;
- the work of the external auditor;
- the work of the executive managers within the academy trust who have responsibility for the development and maintenance of the internal control framework.

The accounting officer has been advised of the implications of the result of their review of the system of internal control by the finance committee and a plan to address weaknesses and ensure continuous improvement of the system is in place.

Approved by order of the members of the board of trustees on 17.12.2021 and signed on its behalf by:


J George - Trustee


R Denham - Accounting Officer

BRIGHTER FUTURES ACADEMY TRUST

**STATEMENT ON REGULARITY, PROPRIETY AND COMPLIANCE
FOR THE YEAR ENDED 31 AUGUST 2021**

As accounting officer of Brighter Futures Academy Trust I have considered my responsibility to notify the charitable company board of trustees and the Education and Skills Funding Agency (ESFA) of material irregularity, impropriety and non-compliance with terms and conditions of all funding received by the charitable company, under the funding agreement in place between the charitable company and the Secretary of State for Education. As part of my consideration I have had due regard to the requirements of the Academies Financial Handbook 2020.

I confirm that I and the charitable company board of trustees are able to identify any material irregular or improper use of funds by the charitable company, or material non-compliance with the terms and conditions of funding under the charitable company's funding agreement and the Academies Financial Handbook 2020.

I confirm that no instances of material irregularity, impropriety or funding non-compliance have been discovered to date. If any instances are identified after the date of this statement, these will be notified to the board of trustees and ESFA.

.....
R Denham - Accounting Officer

Date: 17.12.2021.....

BRIGHTER FUTURES ACADEMY TRUST

STATEMENT OF TRUSTEES' RESPONSIBILITIES FOR THE YEAR ENDED 31 AUGUST 2021

The trustees (who act as governors of Brighter Futures Academy Trust and are also the directors of the charitable company for the purposes of company law) are responsible for preparing the Trustees' Report and the financial statements in accordance with the Academies Accounts Direction issued by the Education and Skills Funding Agency, United Kingdom Accounting Standards (United Kingdom Generally Accepted Accounting Practice) and applicable law and regulations.

Company law requires the trustees to prepare financial statements for each financial year. Under company law the trustees must not approve the financial statements unless they are satisfied that they give a true and fair view of the state of affairs of the charitable company and of the incoming resources and application of resources, including the income and expenditure, of the charitable company for that period. In preparing those financial statements, the trustees are required to


- select suitable accounting policies and then apply them consistently;
- observe the methods and principles in the Charities SORP 2019 and the Academies Accounts Direction 2020 to 2021;
- make judgements and estimates that are reasonable and prudent;
- state whether applicable UK Accounting Standards (FRS 102) have been followed, subject to any material departures disclosed and explained in the financial statements;
- prepare the financial statements on the going concern basis unless it is inappropriate to presume that the charitable company will continue in business.

The trustees are responsible for keeping adequate accounting records that are sufficient to show and explain the charitable company's transactions and disclose with reasonable accuracy at any time the financial position of the charitable company and to enable them to ensure that the financial statements comply with the Companies Act 2006. They are also responsible for safeguarding the assets of the charitable company and hence for taking reasonable steps for the prevention and detection of fraud and other irregularities.

The trustees are responsible for ensuring that in its conduct and operation the charitable company applies financial and other controls, which conform with the requirements both of propriety and of good financial management. They are also responsible for ensuring grants received from the ESFA/DfE have been applied for the purposes intended.

The trustees are responsible for the maintenance and integrity of the corporate and financial information included on the charitable company's website. Legislation in the United Kingdom governing the preparation and dissemination of financial statements may differ from legislation in other jurisdictions.

Approved by order of the board of trustees on ^H17 December 2021 and signed on its behalf by:


J George - Trustee

REPORT OF THE INDEPENDENT AUDITORS TO THE MEMBERS OF BRIGHTER FUTURES ACADEMY TRUST

Opinion

We have audited the financial statements of Brighter Futures Academy Trust (the 'charitable company') for the year ended 31 August 2021 which comprise the Statement of Financial Activities, the Balance Sheet, the Cash Flow Statement and notes to the financial statements, including a summary of significant accounting policies. The financial reporting framework that has been applied in their preparation is applicable law, United Kingdom Accounting Standards (United Kingdom Generally Accepted Accounting Practice) and the Accounts Direction 2020 to 2021 issued by the Education and Skills Funding Agency (ESFA).

In our opinion the financial statements:

- give a true and fair view of the state of the charitable company's affairs as at 31 August 2021 and of its incoming resources and application of resources, including its income and expenditure, for the year then ended;
- have been properly prepared in accordance with United Kingdom Generally Accepted Accounting Practice;
- have been prepared in accordance with the requirements of the Companies Act 2006; and
- have been prepared in accordance with the Charities SORP 2019 and Academies Accounts Direction 2020 to 2021.

Basis for opinion

We conducted our audit in accordance with International Standards on Auditing (UK) (ISAs (UK)) and applicable law. Our responsibilities under those standards are further described in the Auditors' responsibilities for the audit of the financial statements section of our report. We are independent of the charitable company in accordance with the ethical requirements that are relevant to our audit of the financial statements in the UK, including the FRC's Ethical Standard, and we have fulfilled our other ethical responsibilities in accordance with these requirements. We believe that the audit evidence we have obtained is sufficient and appropriate to provide a basis for our opinion.

Emphasis of matter – going concern basis

We draw attention to Note 1 and Note 23 to the financial statements which explain that the academies were rebrokered to a new MAT on 1 November and therefore the trustees do not consider it to be appropriate to adopt the going concern basis of accounting in preparing the financial statements. Accordingly, the financial statements have been prepared on a basis other than going concern as described in Note 1. Our opinion is not modified in respect of this matter.

Other information

The trustees are responsible for the other information. The other information comprises the information included in the Annual Report, other than the financial statements and our Report of the Independent Auditors thereon.

Our opinion on the financial statements does not cover the other information and, except to the extent otherwise explicitly stated in our report, we do not express any form of assurance conclusion thereon.

In connection with our audit of the financial statements, our responsibility is to read the other information and, in doing so, consider whether the other information is materially inconsistent with the financial statements or our knowledge obtained in the audit or otherwise appears to be materially misstated. If we identify such material inconsistencies or apparent material misstatements, we are required to determine whether this gives rise to a material misstatement in the financial statements themselves. If, based on the work we have performed, we conclude that there is a material misstatement of this other information, we are required to report that fact. We have nothing to report in this regard.

Opinions on other matters prescribed by the Companies Act 2006

In our opinion, based on the work undertaken in the course of the audit:

- the information given in the Trustees' Report for the financial year for which the financial statements are prepared is consistent with the financial statements; and
- the Trustees' Report has been prepared in accordance with applicable legal requirements.

REPORT OF THE INDEPENDENT AUDITORS TO THE MEMBERS OF BRIGHTER FUTURES ACADEMY TRUST

Matters on which we are required to report by exception

In the light of the knowledge and understanding of the charitable company and its environment obtained in the course of the audit, we have not identified material misstatements in the Trustees' Report.

We have nothing to report in respect of the following matters where the Companies Act 2006 requires us to report to you if, in our opinion:

- adequate accounting records have not been kept or returns adequate for our audit have not been received from branches not visited by us; or
- the financial statements are not in agreement with the accounting records and returns; or
- certain disclosures of trustees' remuneration specified by law are not made; or
- we have not received all the information and explanations we require for our audit.

Responsibilities of trustees

As explained more fully in the Statement of Trustees' Responsibilities, the trustees (who are also the directors of the charitable company for the purposes of company law) are responsible for the preparation of the financial statements and for being satisfied that they give a true and fair view, and for such internal control as the trustees determine is necessary to enable the preparation of financial statements that are free from material misstatement, whether due to fraud or error.

In preparing the financial statements, the trustees are responsible for assessing the charitable company's ability to continue as a going concern, disclosing, as applicable, matters related to going concern and using the going concern basis of accounting unless the trustees either intend to liquidate the charitable company or to cease operations, or have no realistic alternative but to do so.

Our responsibilities for the audit of the financial statements

Our objectives are to obtain reasonable assurance about whether the financial statements as a whole are free from material misstatement, whether due to fraud or error, and to issue a Report of the Independent Auditors that includes our opinion. Reasonable assurance is a high level of assurance, but is not a guarantee that an audit conducted in accordance with ISAs (UK) will always detect a material misstatement when it exists. Misstatements can arise from fraud or error and are considered material if, individually or in the aggregate, they could reasonably be expected to influence the economic decisions of users taken on the basis of these financial statements.

Irregularities, including fraud, are instances of non-compliance with laws and regulations. We design procedures in line with our responsibilities, outlined above, to detect material misstatements in respect of irregularities, including fraud. The extent to which our procedures are capable of detecting irregularities, including fraud is detailed below:

As part of designing our audit, we determined materiality and assessed the risk of material misstatement in the financial statements, whether due to fraud or error, and then designed and performed audit procedures responsive to those risks. In particular, we looked at where the directors made subjective judgements such as making assumptions on significant accounting estimates.

In identifying and assessing risks of material misstatement in respect of irregularities, including fraud and non-compliance with laws and regulations, our planning procedures included gaining an understanding of the entity and its environment including the entity's legal and regulatory framework, any fraud indicators and internal control system via both discussions amongst the engagement team and with the directors. We also evaluated management's incentives and opportunities for fraudulent manipulation of the financial statements including the risk of override of controls.

Based on our understanding of the company and its industry, the key laws and regulations we considered included the UK Companies Act and relevant tax legislation and regulations.

REPORT OF THE INDEPENDENT AUDITORS TO THE MEMBERS OF BRIGHTER FUTURES ACADEMY TRUST

Audit procedures performed by the engagement team included but were not limited to:


- Evaluating and testing of the operating effectiveness of management's controls designed to prevent and detect irregularities;
- Discussing with the directors the policies and procedures in place regarding identifying and complying with laws and regulations and whether they were aware of any instances of non-compliance;
- Reviewing relevant meeting minutes;
- Identifying and testing journal entries;
- Designing audit procedures to incorporate unpredictability around the nature, timing or extent of our testing; and
- Reviewing and testing the accounting estimates to minimise potential bias.

The primary responsibility for the prevention and detection of irregularities including fraud rests with both those charged with governance and management. There are inherent limitations in the audit procedures described above and the further removed non-compliance with laws and regulations is from the events and transactions reflected in the financial statements the less likely we would become aware of such non-compliance. Also, the risk of not detecting a material misstatement due to fraud is higher than the risk of not detecting one resulting from error, as fraud may involve deliberate concealment by, for example, forgery, intentional misrepresentations or collusion.

A further description of our responsibilities for the audit of the financial statements is located on the Financial Reporting Council's website at www.frc.org.uk/auditorsresponsibilities. This description forms part of our Report of the Independent Auditors.

Use of our report

This report is made solely to the charitable company's members, as a body, in accordance with Chapter 3 of Part 16 of the Companies Act 2006. Our audit work has been undertaken so that we might state to the charitable company's members those matters we are required to state to them in an auditors' report and for no other purpose. To the fullest extent permitted by law, we do not accept or assume responsibility to anyone other than the charitable company and the charitable company's members as a body, for our audit work, for this report, or for the opinions we have formed.



Karen Borowski FCA (Senior Statutory Auditor)
for and on behalf of Revell Ward Limited
Chartered Accountants and Statutory Auditors
Bates Mill
Colne Road
Huddersfield
HD1 3AG

Date: 17/12/21.....

INDEPENDENT REPORTING ACCOUNTANT'S ASSURANCE REPORT ON REGULARITY TO BRIGHTER FUTURES ACADEMY TRUST AND THE EDUCATION AND SKILLS FUNDING AGENCY

In accordance with the terms of our engagement letter dated 10 November 2021 and further to the requirements of the Education and Skills Funding Agency (ESFA), as included in the Academies Accounts Direction 2020 to 2021, we have carried out an engagement to obtain limited assurance about whether the expenditure disbursed and income received by Brighter Futures Academy Trust during the period 1 September 2020 to 31 August 2021 have been applied to the purposes identified by Parliament and the financial transactions conform to the authorities which govern them.

This report is made solely to Brighter Futures Academy Trust and the ESFA in accordance with the terms of our engagement letter. Our work has been undertaken so that we might state to Brighter Futures Academy Trust and the ESFA those matters we are required to state in a report and for no other purpose. To the fullest extent permitted by law, we do not accept or assume responsibility to anyone other than Brighter Futures Academy Trust and the ESFA, for our work, for this report, or for the conclusion we have formed.

Respective responsibilities of Brighter Futures Academy Trust's accounting officer and the reporting accountant

The accounting officer is responsible, under the requirements of Brighter Futures Academy Trust's funding agreement with the Secretary of State for Education dated 30 August 2012 and the Academies Financial Handbook, extant from 1 September 2020, for ensuring that expenditure disbursed and income received is applied for the purposes intended by Parliament and the financial transactions conform to the authorities which govern them.

Our responsibilities for this engagement are established in the United Kingdom by our profession's ethical guidance and are to obtain limited assurance and report in accordance with our engagement letter and the requirements of the Academies Accounts Direction 2020 to 2021. We report to you whether anything has come to our attention in carrying out our work which suggests that in all material respects, expenditure disbursed and income received during the period 1 September 2020 to 31 August 2021 have not been applied to purposes intended by Parliament or that the financial transactions do not conform to the authorities which govern them.

Approach

We conducted our engagement in accordance with the Academies Accounts Direction 2020 to 2021 issued by the ESFA. We performed a limited assurance engagement as defined in our engagement letter.

The objective of a limited assurance engagement is to perform such procedures as to obtain information and explanations in order to provide us with sufficient appropriate evidence to express a negative conclusion on regularity.

A limited assurance engagement is more limited in scope than a reasonable assurance engagement and consequently does not enable us to obtain assurance that we would become aware of all significant matters that might be identified in a reasonable assurance engagement. Accordingly, we do not express a positive opinion.

Our engagement includes examination, on a test basis, of evidence relevant to the regularity and propriety of the charitable company's income and expenditure.

The work undertaken to draw to our conclusion includes:

- an initial risk assessment, the results of which were used to tailor a specific work programme to ensure sufficient appropriate audit evidence could be obtained to support the conclusion;
- a review of the academy trust's accounting and internal control procedures; and
- consideration and review of the evidence supporting the accounting officer's statement on regularity, propriety and compliance.

**INDEPENDENT REPORTING ACCOUNTANT'S ASSURANCE REPORT ON REGULARITY TO
BRIGHTER FUTURES ACADEMY TRUST AND THE EDUCATION AND SKILLS FUNDING AGENCY**

Conclusion

In the course of our work, nothing has come to our attention which suggests that in all material respects the expenditure disbursed and income received during the period 1 September 2020 to 31 August 2021 has not been applied to purposes intended by Parliament and the financial transactions do not conform to the authorities which govern them.

Revell Ward Ltd

Revell Ward Limited
Reporting Accountant
Bates Mill
Colne Road
Huddersfield
HD1 3AG

Date: 17/12/21

BRIGHTER FUTURES ACADEMY TRUST

**STATEMENT OF FINANCIAL ACTIVITIES
(INCORPORATING AN INCOME AND EXPENDITURE ACCOUNT)
FOR THE YEAR ENDED 31 AUGUST 2021**

					31.8.21	31.8.20
	Notes	Unrestricted funds £	Restricted funds £	Restricted Fixed Asset Funds £	Total funds £	Total funds £
INCOME AND ENDOWMENTS FROM						
Donations and capital grants	2	6,725	-	22,223	28,948	14,945
Charitable activities						
Funding for the academy's educational operations	3	93,413	2,870,799	-	2,964,212	2,754,181
Other trading activities	4	22,592	-	-	22,592	29,582
Investment income	5	71	-	-	71	384
Other income		<u>40,381</u>	<u>-</u>	<u>-</u>	<u>40,381</u>	<u>2,443</u>
Total		163,182	2,870,799	22,223	3,056,204	2,801,535
EXPENDITURE ON						
Raising funds	7	687	-	-	687	1,374
Charitable activities						
Academy's educational operations	8	<u>78,917</u>	<u>3,343,682</u>	<u>165,054</u>	<u>3,587,653</u>	<u>3,404,022</u>
Total	6	<u>79,604</u>	<u>3,343,682</u>	<u>165,054</u>	<u>3,588,340</u>	<u>3,405,396</u>
NET INCOME/(EXPENDITURE)		83,578	(472,883)	(142,831)	(532,136)	(603,861)
Transfers between funds	19	(142,752)	82,014	60,738	-	-
Other recognised gains/(losses)						
Actuarial gains/(losses) on defined benefit schemes		<u>-</u>	<u>131,000</u>	<u>-</u>	<u>131,000</u>	<u>(289,000)</u>
Net movement in funds		(59,174)	(259,869)	(82,093)	(401,136)	(892,861)
RECONCILIATION OF FUNDS						
Total funds brought forward		<u>506,954</u>	<u>(1,940,131)</u>	<u>5,115,884</u>	<u>3,682,707</u>	<u>4,575,568</u>
TOTAL FUNDS CARRIED FORWARD		<u>447,780</u>	<u>(2,200,000)</u>	<u>5,033,791</u>	<u>3,281,571</u>	<u>3,682,707</u>

The notes form part of these financial statements

BRIGHTER FUTURES ACADEMY TRUST (REGISTERED NUMBER: 08175471)

**BALANCE SHEET
31 AUGUST 2021**

	Notes	31.8.21 £	31.8.20 £
FIXED ASSETS			
Tangible assets	14	4,931,151	5,030,519
CURRENT ASSETS			
Stocks	15	6,119	8,823
Debtors	16	171,685	239,328
Cash at bank and in hand		<u>651,037</u>	<u>633,938</u>
		828,841	882,089
CREDITORS			
Amounts falling due within one year	17	(278,421)	(225,901)
NET CURRENT ASSETS		<u>550,420</u>	<u>656,188</u>
TOTAL ASSETS LESS CURRENT LIABILITIES		5,481,571	5,686,707
PENSION LIABILITY	20	(2,200,000)	(2,004,000)
NET ASSETS		<u>3,281,571</u>	<u>3,682,707</u>
FUNDS	19		
Unrestricted funds		447,780	506,954
Restricted funds			
- Fixed asset funds		5,033,791	5,115,884
- Restricted income funds		-	63,869
- Pension reserve		<u>(2,200,000)</u>	<u>(2,004,000)</u>
TOTAL FUNDS		<u>3,281,571</u>	<u>3,682,707</u>

The financial statements were approved by the Board of Trustees and authorised for issue on ^{Hh} 17 December 2021 and were signed on its behalf by:


J George - Trustee

The notes form part of these financial statements

BRIGHTER FUTURES ACADEMY TRUST**CASH FLOW STATEMENT
FOR THE YEAR ENDED 31 AUGUST 2021**

	Notes	31.8.21 £	31.8.20 £
Cash flows from operating activities			
Cash generated from operations	24	<u>58,757</u>	<u>(216,070)</u>
Net cash provided by/(used in) operating activities		<u>58,757</u>	<u>(216,070)</u>
Cash flows from investing activities			
Purchase of tangible fixed assets		(63,952)	(33,806)
Capital grants from DfE/EFA		17,873	12,790
Other capital grants		4,350	-
Interest received		<u>71</u>	<u>384</u>
Net cash used in investing activities		<u>(41,658)</u>	<u>(20,632)</u>
Change in cash and cash equivalents in the reporting period		17,099	(236,702)
Cash and cash equivalents at the beginning of the reporting period		<u>633,938</u>	<u>870,640</u>
Cash and cash equivalents at the end of the reporting period		<u>651,037</u>	<u>633,938</u>

The notes form part of these financial statements

BRIGHTER FUTURES ACADEMY TRUST

NOTES TO THE FINANCIAL STATEMENTS FOR THE YEAR ENDED 31 AUGUST 2021

1. ACCOUNTING POLICIES

Basis of preparing the financial statements

The financial statements of the charitable company, which is a public benefit entity under FRS 102, have been prepared in accordance with the Charities SORP (FRS 102) 'Accounting and Reporting by Charities: Statement of Recommended Practice applicable to charities preparing their accounts in accordance with the Financial Reporting Standard applicable in the UK and Republic of Ireland (FRS 102) (effective 1 January 2019)', Financial Reporting Standard 102 'The Financial Reporting Standard applicable in the UK and Republic of Ireland', the Academies Accounts Direction 2020 to 2021 issued by the ESFA, the Charities Act 2011 and the Companies Act 2006. The financial statements have been prepared under the historical cost convention.

Brighter Futures Academy Trust meets the definition of a public benefit entity under FRS 102.

Going concern

In light of post balance sheet events disclosed in note 23, the going concern basis is not appropriate and instead the trustees considered the normal recognition and measurement requirements of the Charities SORP (FRS 102), FRS 102, the Academies Accounts Direction 2020 to 2021, the Charities Act 2011 and the Companies Act 2006 as the starting point for accounting but deviated from these where circumstances provided adequate justification or necessity. As at 31 August 2021 no deviations were necessary.

Income

All income is recognised in the Statement of Financial Activities once the charity has entitlement to the funds, it is probable that the income will be received and the amount can be measured reliably.

Grants

Grants are included in the Statement of Financial Activities on a receivable basis. The balance of income received for specific purposes but not expended during the period is shown in the relevant funds on the balance sheet. Where income is received in advance of meeting any performance-related conditions there is not unconditional entitlement to the income and its recognition is deferred and included in creditors as deferred income until the performance-related conditions are met. Where entitlement occurs before income is received, the income is accrued.

General Annual Grant is recognised in full in the Statement of Financial Activities in the year for which it is receivable and any abatement in respect of the period is deducted from income and recognised as a liability.

Capital grants are recognised in full when there is an unconditional entitlement to the grant. Unspent amounts of capital grants are reflected in the balance sheet in the restricted fixed asset fund. Capital grants are recognised when there is entitlement and are not deferred over the life of the asset on which they are expended.

Donations

Donations are recognised on a receivable basis (where there are no performance related conditions), where it is probable that the income will be received and the amount can be measured reliably.

Other income

Other income including the hire of facilities, is recognised in the period it is receivable and to the extent the Academy Trust has provided the goods or services. Other income is stated after trade discounts, other sales taxes and net of VAT.

BRIGHTER FUTURES ACADEMY TRUST

NOTES TO THE FINANCIAL STATEMENTS - continued FOR THE YEAR ENDED 31 AUGUST 2021

1. ACCOUNTING POLICIES - continued

Donated goods, facilities and services

Goods donated for resale are included at fair value, being the expected proceeds from sale less the expected costs of sale. If it is practical to assess the fair value at receipt, it is recognised in stock and 'Income from other trading activities'. Upon sale, the value of the stock is charged against 'Income from other trading activities' and the proceeds are recognised as 'Income from other trading activities'. Where it is impractical to fair value the items due to the volume of low value items they are not recognised in the financial statements until they are sold. This income is recognised within 'Income from other trading activities'.

Expenditure

Expenditure is recognised once there is a legal or constructive obligation to transfer economic benefit to a third party, it is probable that a transfer of economic benefits will be required in settlement and the amount of the obligation can be measured reliably. Expenditure is classified by activity. The costs of each activity are made up of the total of direct costs and shared costs, including support costs involved in undertaking each activity. Direct costs attributable to a single activity are allocated directly to that activity. Shared costs which contribute to more than one activity and support costs which are not attributable to a single activity are apportioned between those activities on a basis consistent with the use of resources. Central staff costs are allocated on the basis of time spent, and depreciation charges allocated on the portion of the asset's use.

Expenditure on raising funds

This includes all expenditure incurred by the Academy Trust to raise funds for its charitable purposes and includes costs of all fundraising activities, events and non-charitable trading.

Charitable activities

These are costs incurred on the Academy Trust's educational operations, including support costs and costs relating to the governance of the Academy Trust apportioned to charitable activities.

All resources expended are inclusive of irrecoverable VAT.

Tangible fixed assets

Assets costing £500 or more are capitalised as tangible fixed assets and are carried at cost, net of depreciation and any provision for impairment.

Where tangible fixed assets have been acquired with the aid of specific grants, either from the government or from the private sector, they are included in the Balance Sheet at cost and depreciated over their expected useful economic life. Where there are specific or implied conditions attached to the funding requiring the continued use of the asset, the related grants are credited to a restricted fixed asset fund in the Statement of Financial Activities and carried forward in the Balance Sheet. Depreciation on the relevant assets is charged directly to the restricted fixed asset fund in the Statement of Financial Activities. Where tangible fixed assets have been acquired with unrestricted funds, depreciation on such assets is charged to the unrestricted fund.

Depreciation is provided on all tangible fixed assets other than freehold land, at rates calculated to write off the cost of each asset over its expected useful life, as follows:

Long leasehold land	- over the period of the lease
Long leasehold buildings	- 50 years and 20 years
Furniture and equipment	- 4 years and 22 years
Computer equipment	- 3 years
Motor vehicles	- 3 years

BRIGHTER FUTURES ACADEMY TRUST

NOTES TO THE FINANCIAL STATEMENTS - continued FOR THE YEAR ENDED 31 AUGUST 2021

1. ACCOUNTING POLICIES - continued

Tangible fixed assets

Assets in the course of construction are included at cost. Depreciation on these assets is not charged until they are brought into use and reclassified to freehold land and buildings.

Long leasehold land and buildings acquired on conversion were included on transfer at valuation as provided by independent valuers. Brighter Futures Academy Trust is the legal owner of the properties.

A review for impairment of a fixed asset is carried out if events or changes in circumstances indicate that the carrying value of any fixed asset may not be recoverable. Shortfalls between the carrying value of fixed assets and their recoverable amounts are recognised as impairments. Impairment losses are recognised in the Statement of Financial Activities.

Stocks

Unsold uniforms and unused class resources are valued at the lower of cost or net realisable value.

Taxation

The academy trust is considered to pass the tests set out in Paragraph 1 Schedule 6 of the Finance Act 2010 and therefore it meets the definition of a charitable company for UK corporation tax purposes. Accordingly, the academy trust is potentially exempt from taxation in respect of income or capital gains received within categories covered by chapter 3 part 11 of the Corporation Tax Act 2010 or Section 256 of the Taxation of Chargeable Gains Act 1992, to the extent that such income or gains are applied exclusively to charitable purposes.

Fund accounting

Unrestricted income funds represent those resources which may be used towards meeting any of the charitable objects of the academy trust at the discretion of the trustees.

Restricted fixed asset funds are resources which are to be applied to specific capital purposes imposed by funders where the asset acquired or created is held for a specific purpose.

Restricted general funds comprise all other restricted funds received with restrictions imposed by the funder/donor and include grants from the Education Skills Funding Agency/Department for Education.

Designated funds comprise unrestricted funds set aside for a particular purpose.

Liabilities

Liabilities are recognised when there is an obligation at the balance sheet date as a result of a past event, it is probable that a transfer of economic benefit will be required in settlement and the amount of the settlement can be estimated reliably. Liabilities are recognised at the amount that the academy trust anticipates it will pay to settle the debt or the amount it has received as advanced payments for the goods or services it must provide.

Provisions

Provisions are recognised when the academy trust has an obligation at the reporting date as a result of a past event which it is probable will result in the transfer of economic benefits and the obligation can be estimated reliably.

Provisions are measured at the best estimate of the amounts required to settle the obligation. Where the effect of the time value of money is material, the provision is based on the present value of those amounts, discounted at the pre-tax discount rate that reflects the risks specific to the liability. The unwinding of the discount is recognised within interest payable and similar charges.

BRIGHTER FUTURES ACADEMY TRUST

NOTES TO THE FINANCIAL STATEMENTS - continued FOR THE YEAR ENDED 31 AUGUST 2021

1. ACCOUNTING POLICIES - continued

Leased assets

Rentals paid under operating leases are charged to the Statement of Financial Activities on a straight line basis over the period of the lease.

Pension benefits

Retirement benefits to employees of the academy trust are provided by the Teachers' Pension Scheme ('TPS') and the Local Government Pension Scheme ('LGPS'). These are defined benefit schemes.

The TPS is an unfunded scheme and contributions are calculated so as to spread the cost of pensions over employees' working lives with the academy trust in such a way that the pension cost is a substantially level percentage of current and future pensionable payroll. The contributions are determined by the Government Actuary on the basis of quadrennial valuations using a prospective unit credit method. TPS is an unfunded multi-employer scheme with no underlying assets to assign between employers. Consequently, the TPS is treated as a defined contribution scheme for accounting purposes and the contributions recognised in the period to which they relate.

The LGPS is a funded multi-employer scheme and the assets are held separately from those of the academy trust in separate trustee administered funds. Pension scheme assets are measured at fair value and liabilities are measured on an actuarial basis using the projected unit credit method and discounted at a rate equivalent to the current rate of return on a high quality corporate bond of equivalent term and currency to the liabilities. The actuarial valuations are obtained at least triennially and are updated at each balance sheet date. The amounts charged to operating surplus are the current service costs and the costs of scheme introductions, benefit changes, settlements and curtailments. They are included as part of staff costs as incurred. Net interest on the net defined benefit liability/asset is also recognised in the Statement of Financial Activities and comprises the interest cost on the defined benefit obligation and interest income on the scheme assets, calculated by multiplying the fair value of the scheme assets at the beginning of the period by the rate used to discount the benefit obligations. The difference between the interest income on the scheme assets and the actual return on the scheme assets is recognised in other recognised gains and losses.

Actuarial gains and losses are recognised immediately in other recognised gains and losses.

Accounting estimates and areas of judgement

Estimates and judgements are continually evaluated and are based on historical experience and other factors, including expectations of future events that are believed to be reasonable under the circumstances.

The academy trust makes estimates and assumptions concerning the future. The resulting accounting estimates and assumptions will, by definition, seldom equal the related results. The estimates and assumptions that have a significant risk of causing a material adjustment to the carrying amounts of assets and liabilities within the next financial year are discussed below.

Useful economic lives of tangible assets

The annual depreciation charge for tangible assets is sensitive to changes in the estimated useful economic lives and residual values of the assets, which are re-assessed annually. They are amended when necessary to reflect current estimates, based on technological advancement, future investments, economic utilisation and the physical condition of the assets.

BRIGHTER FUTURES ACADEMY TRUST**NOTES TO THE FINANCIAL STATEMENTS - continued
FOR THE YEAR ENDED 31 AUGUST 2021****1. ACCOUNTING POLICIES - continued****Accounting estimates and areas of judgement**

The present value of the Local Government Pension Scheme defined benefit liability depends on a number of factors that are determined on an actuarial basis using a variety of assumptions. The assumptions used in determining the net cost (income) for pensions include the discount rate. Any changes in these assumptions, which are disclosed in the note on pension obligations, will impact the carrying amount of the pension liability. Furthermore, a roll forward approach which projects results from the latest full actuarial valuation performed at 31 March 2019 has been used by the actuary in valuing the pensions liability at 31 August 2021. Any differences between the figures derived from the roll forward approach and a full actuarial valuation would impact on the carrying amount of the pension liability.

Financial Instruments

The academy trust only holds basic financial instruments as defined in FRS 102. The financial assets and financial liabilities of the academy trust and their measurement basis are as follows:

Financial assets - trade and other debtors are basic financial instruments and are debt instruments measured at amortised cost. Prepayments are not financial instruments.

Cash at bank - is classified as a basic financial instrument and is measured at fair value.

Financial liabilities - trade creditors, accruals and other creditors are financial instruments and are measured at amortised cost. Taxation and social security are not included in the financial instruments disclosure definition. Deferred income is not deemed to be a financial liability, as the cash settlement has already taken place and there is an obligation to deliver services rather than cash or another financial instrument.

2. DONATIONS AND CAPITAL GRANTS

	Unrestricted funds £	Restricted funds £	31.8.21 Total funds £	31.8.20 Total funds £
Donations	6,725	-	6,725	2,155
Capital grants	<u>-</u>	<u>22,223</u>	<u>22,223</u>	<u>12,790</u>
	<u>6,725</u>	<u>22,223</u>	<u>28,948</u>	<u>14,945</u>

Grants received, included in the above, are as follows:

	31.8.21 £	31.8.20 £
DfE/ESFA capital grant	17,873	12,790
Other capital grants	<u>4,350</u>	<u>-</u>
	<u>22,223</u>	<u>12,790</u>

BRIGHTER FUTURES ACADEMY TRUST**NOTES TO THE FINANCIAL STATEMENTS - continued
FOR THE YEAR ENDED 31 AUGUST 2021****3. FUNDING FOR THE ACADEMY'S EDUCATIONAL OPERATIONS**

	Unrestricted funds £	Restricted funds £	31.8.21 Total funds £	31.8.20 Total funds £
DfE/ESFA grants				
General Annual Grant (GAG)	-	2,223,091	2,223,091	2,094,702
Other DfE/ESFA grants				
Pupil Premium	-	226,640	226,640	210,969
Teachers' Pay Grant	-	97,377	97,377	95,787
UFSM	-	66,632	66,632	69,550
PE and Sports Grant	-	52,280	52,280	53,479
Others	-	39,360	39,360	-
	<u>-</u>	<u>2,705,380</u>	<u>2,705,380</u>	<u>2,524,487</u>
Other Government grants				
Local authority grants	-	163,600	163,600	143,099
Other income from the academy trust's educational operations				
Breakfast and after-school club income	51,110		51,110	14,246
Trips and visits income	9,621		9,621	31,943
Training, leadership and consultancy income	9,189		9,189	12,297
Student catering income	13,178		13,178	19,893
Other charitable income (includes sale of uniforms etc. £1,449)	<u>10,315</u>	<u>1,819</u>	<u>12,134</u>	<u>8,216</u>
	<u>93,413</u>	<u>165,419</u>	<u>258,832</u>	<u>229,694</u>

4. OTHER TRADING ACTIVITIES

	Unrestricted funds £	Restricted funds £	31.8.21 Total funds £	31.8.20 Total funds £
Hire of facilities	2,118	-	2,118	5,922
Children's centre recharges	<u>20,474</u>	<u>-</u>	<u>20,474</u>	<u>23,660</u>
	<u>22,592</u>	<u>-</u>	<u>22,592</u>	<u>29,582</u>

BRIGHTER FUTURES ACADEMY TRUST

NOTES TO THE FINANCIAL STATEMENTS - continued
FOR THE YEAR ENDED 31 AUGUST 2021

5. INVESTMENT INCOME

	Unrestricted funds £	Restricted funds £	31.8.21 Total funds £	31.8.20 Total funds £
Bank interest received	<u>71</u>	<u>-</u>	<u>71</u>	<u>384</u>

6. EXPENDITURE

	Non-pay expenditure			31.8.21	31.8.20
	Staff costs £	Premises £	Other costs £	Total £	Total £
Raising funds					
Costs of fundraising					
Direct costs	-	-	687	687	1,374
Charitable activities					
Academy's educational operations					
Direct costs	2,204,366	123,001	181,551	2,508,918	2,432,267
Allocated support costs	<u>635,685</u>	<u>150,966</u>	<u>292,084</u>	<u>1,078,735</u>	<u>971,755</u>
	<u>2,840,051</u>	<u>273,967</u>	<u>474,322</u>	<u>3,588,340</u>	<u>3,405,396</u>

Net income/(expenditure) is stated after charging/(crediting):

	31.8.21 £	31.8.20 £
Depreciation - owned assets	165,055	149,911
Hire of plant and machinery	10,851	20,778
Fees payable for audit services	9,500	8,500
- internal audit services	4,500	5,000
- non audit services	<u>19,220</u>	<u>12,870</u>

BRIGHTER FUTURES ACADEMY TRUST

NOTES TO THE FINANCIAL STATEMENTS - continued FOR THE YEAR ENDED 31 AUGUST 2021

7. RAISING FUNDS

Costs of fundraising

	Unrestricted funds £	Restricted funds £	31.8.21 Total funds £	31.8.20 Total funds £
Uniform purchases	<u>687</u>	<u>-</u>	<u>687</u>	<u>1,374</u>

8. CHARITABLE ACTIVITIES - ACADEMY'S EDUCATIONAL OPERATIONS

	Unrestricted funds £	Restricted funds £	31.8.21 Total funds £	31.8.20 Total funds £
Direct costs	8,401	2,500,517	2,508,918	2,432,267
Support costs	<u>70,516</u>	<u>1,008,219</u>	<u>1,078,735</u>	<u>971,755</u>
	<u>78,917</u>	<u>3,508,736</u>	<u>3,587,653</u>	<u>3,404,022</u>

	31.8.21 Total £	31.8.20 Total £
Analysis of support costs		
Support staff costs	635,685	512,020
Depreciation	10,679	8,128
Technology costs	50,866	50,346
Premises costs	150,966	173,756
Other support costs	170,287	178,897
Governance costs	<u>60,252</u>	<u>48,608</u>
Total support costs	<u>1,078,735</u>	<u>971,755</u>

9. TRUSTEES' REMUNERATION AND BENEFITS

The Executive Head Teacher only received remuneration in respect of services she provided undertaking the role of Executive Head Teacher, and not in respect of her services as a trustee. Other trustees did not receive any payments from the academy trust in respect of their role as trustees.

The Executive Head Teacher's remuneration for the year to 31 August 2021 was between £70,000 to £80,000 (2020 - £70,000 to £80,000) and the value of her employer's pension contributions was between £15,000 to £20,000 (2020 - £15,000 to £20,000).

Other related party transactions involving the trustees are set out in note 22.

BRIGHTER FUTURES ACADEMY TRUST**NOTES TO THE FINANCIAL STATEMENTS - continued
FOR THE YEAR ENDED 31 AUGUST 2021****9. TRUSTEES' REMUNERATION AND BENEFITS - continued****Trustees' expenses**

During the year ended 31 August 2021, travel and subsistence expenses totalling £Nil (2020 - £Nil) were reimbursed to a trustee. No other expenses were reimbursed to trustees (2020 - no trustees).

10. STAFF COSTS

	31.8.21	31.8.20
	£	£
Wages and salaries	1,973,670	1,834,663
Social security costs	159,534	156,219
Operating costs of defined benefit pension schemes	<u>675,772</u>	<u>590,812</u>
	2,808,976	2,581,694
Supply teacher costs	<u>31,075</u>	<u>26,071</u>
	<u>2,840,051</u>	<u>2,607,765</u>

Included within the comparative 2020 figures for staff costs is an ex-gratia payment of £9,922.

The average number of persons (including senior management team) employed by the charitable company during the year was as follows:

	31.8.21	31.8.20
Teachers	25	24
Administration and support	75	71
Management	<u>3</u>	<u>4</u>
	<u>103</u>	<u>99</u>

The number of employees whose employee benefits (excluding employer pension costs) exceeded £60,000 was:

	31.8.21	31.8.20
£70,001 - £80,000	<u>1</u>	<u>1</u>

Key management personnel

The key management personnel of the academy trust comprise the trustees and the senior management team as listed on page 1. The total amount of employee benefits (including employer pension contributions) received by key management personnel for their services to the academy trust was £225,055 (2020 - £307,321).

BRIGHTER FUTURES ACADEMY TRUST**NOTES TO THE FINANCIAL STATEMENTS - continued
FOR THE YEAR ENDED 31 AUGUST 2021****11. TRUSTEES' AND OFFICERS' INSURANCE**

The charitable company has opted into the Department for Education's risk protection arrangement (RPA), an alternative to insurance where UK government funds cover losses that arise. This scheme protects trustees and officers from claims arising from negligent acts, errors or omissions occurring whilst on academy business, and provides cover up to £10,000,000. It is not possible to quantify the trustees and officers indemnity element from the overall cost of the RPA scheme.

12. COMPARATIVES FOR THE STATEMENT OF FINANCIAL ACTIVITIES

	Unrestricted funds £	Restricted funds £	Restricted Fixed Asset Funds £	Total funds £
INCOME AND ENDOWMENTS FROM				
Donations and capital grants	2,155	-	12,790	14,945
Charitable activities				
Funding for the academy's educational operations	86,595	2,667,586	-	2,754,181
Other trading activities	29,582	-	-	29,582
Investment income	384	-	-	384
Other income	<u>2,443</u>	<u>-</u>	<u>-</u>	<u>2,443</u>
Total	121,159	2,667,586	12,790	2,801,535
EXPENDITURE ON				
Raising funds	1,374	-	-	1,374
Charitable activities				
Academy's educational operations	86,699	3,167,412	149,911	3,404,022
Total	88,073	3,167,412	149,911	3,405,396
NET INCOME/(EXPENDITURE)	33,086	(499,826)	(137,121)	(603,861)
Transfers between funds	<u>(188,402)</u>	<u>186,158</u>	<u>2,244</u>	<u>-</u>
Other recognised gains/(losses)				
Actuarial gains/(losses) on defined benefit schemes	<u>-</u>	<u>(289,000)</u>	<u>-</u>	<u>(289,000)</u>
Net movement in funds	(155,316)	(602,668)	(134,877)	(892,861)

BRIGHTER FUTURES ACADEMY TRUST**NOTES TO THE FINANCIAL STATEMENTS - continued
FOR THE YEAR ENDED 31 AUGUST 2021****12. COMPARATIVES FOR THE STATEMENT OF FINANCIAL ACTIVITIES - continued**

	Unrestricted funds £	Restricted funds £	Restricted Fixed Asset Funds £	Total funds £
RECONCILIATION OF FUNDS				
Total funds brought forward	662,270	(1,337,463)	5,250,761	4,575,568
TOTAL FUNDS CARRIED FORWARD	<u>506,954</u>	<u>(1,940,131)</u>	<u>5,115,884</u>	<u>3,682,707</u>

13. CENTRAL SERVICES

The academy trust has provided the following central services to its academies during the year:

- human resources;
- financial services;
- legal services;
- educational support services; and
- others as arising.

The trust charges for these services on the basis of the total number of funded pupils at each academy.

The actual amounts charged during the year were as follows:

	31.8.21 £	31.8.20 £
Field Lane Primary School	26,568	23,808
Luddendenfoot Academy	32,508	31,164
Siddal Primary School	<u>39,960</u>	<u>38,820</u>
	<u>99,036</u>	<u>93,792</u>

BRIGHTER FUTURES ACADEMY TRUST

NOTES TO THE FINANCIAL STATEMENTS - continued
FOR THE YEAR ENDED 31 AUGUST 2021

14. TANGIBLE FIXED ASSETS

	Long leasehold land and buildings £	Fixtures and fittings £	Motor vehicles £	Computer equipment £	Totals £
COST					
At 1 September 2020	5,811,862	157,901	-	136,535	6,106,298
Additions	-	4,122	29,500	32,065	65,687
Disposals	-	-	-	(6,053)	(6,053)
At 31 August 2021	<u>5,811,862</u>	<u>162,023</u>	<u>29,500</u>	<u>162,547</u>	<u>6,165,932</u>
DEPRECIATION					
At 1 September 2020	862,590	84,333	-	128,856	1,075,779
Charge for year	123,001	22,361	9,014	10,679	165,055
Eliminated on disposal	-	-	-	(6,053)	(6,053)
At 31 August 2021	<u>985,591</u>	<u>106,694</u>	<u>9,014</u>	<u>133,482</u>	<u>1,234,781</u>
NET BOOK VALUE					
At 31 August 2021	<u>4,826,271</u>	<u>55,329</u>	<u>20,486</u>	<u>29,065</u>	<u>4,931,151</u>
At 31 August 2020	<u>4,949,272</u>	<u>73,568</u>	<u>-</u>	<u>7,679</u>	<u>5,030,519</u>

15. STOCKS

	31.8.21 £	31.8.20 £
Finished goods	4,865	8,000
Clothing	<u>1,254</u>	<u>823</u>
	<u>6,119</u>	<u>8,823</u>

16. DEBTORS: AMOUNTS FALLING DUE WITHIN ONE YEAR

	31.8.21 £	31.8.20 £
Trade debtors	6,088	6,304
VAT	31,251	97,343
Prepayments and accrued income	<u>134,346</u>	<u>135,681</u>
	<u>171,685</u>	<u>239,328</u>

Trade debtors are stated after provisions for impairment of £Nil (2020: £Nil).

BRIGHTER FUTURES ACADEMY TRUST

**NOTES TO THE FINANCIAL STATEMENTS - continued
FOR THE YEAR ENDED 31 AUGUST 2021**

17. CREDITORS: AMOUNTS FALLING DUE WITHIN ONE YEAR

	31.8.21	31.8.20
	£	£
Trade creditors	81,566	68,401
Social security and other taxes	38,940	32,377
Other creditors	44,827	53,532
Accruals and deferred income	<u>113,088</u>	<u>71,591</u>
	<u>278,421</u>	<u>225,901</u>
Deferred income	31.8.21	31.8.20
	£	£
Deferred income at 1 September 2020	53,290	60,199
Amounts released from previous years	(53,290)	(60,199)
Resources deferred in the year	<u>61,980</u>	<u>53,290</u>
Deferred income at 31 August 2021	<u>61,980</u>	<u>53,290</u>

Deferred income relates to grants received in advance where they relate to a service to be performed in the following financial year, contributions to visits and trips taking place in the following year and invoiced income in advance of entitlement. The amounts are included within accruals and deferred income above.

18. ANALYSIS OF NET ASSETS BETWEEN FUNDS

			Restricted Fixed Asset Funds £	31.8.21 Total funds £
	Unrestricted funds £	Restricted funds £		
Fixed assets	-	-	4,931,151	4,931,151
Current assets	452,860	273,341	102,640	828,841
Current liabilities	(5,080)	(273,341)	-	(278,421)
Pension liability	-	<u>(2,200,000)</u>	-	<u>(2,200,000)</u>
	<u>447,780</u>	<u>(2,200,000)</u>	<u>5,033,791</u>	<u>3,281,571</u>

BRIGHTER FUTURES ACADEMY TRUST

NOTES TO THE FINANCIAL STATEMENTS - continued
FOR THE YEAR ENDED 31 AUGUST 2021

18. ANALYSIS OF NET ASSETS BETWEEN FUNDS - continued

Comparative information in respect of the preceding period is as follows:

			31.8.20
	Unrestricted funds	Restricted funds	Restricted Fixed Asset Funds
	£	£	£
Fixed assets	-	-	5,030,519
Current assets	509,364	287,360	85,365
Current liabilities	(2,410)	(223,491)	-
Pension liability	-	(2,004,000)	-
	<u>506,954</u>	<u>(1,940,131)</u>	<u>5,115,884</u>
			<u>3,682,707</u>

19. MOVEMENT IN FUNDS

	At 1.9.20	Net movement in funds	Transfers between funds	At 31.8.21
	£	£	£	£
Restricted general funds				
General Annual Grant (GAG)	33,949	(34,967)	1,018	-
Other restricted income funds	29,920	(110,916)	80,996	-
Pension reserve	(2,004,000)	(196,000)	-	(2,200,000)
Assets transferred on conversion	4,513,255	(105,974)	-	4,407,281
DfE / ESFA capital grants	313,483	(1,544)	(336)	311,603
Capital expenditure from GAG	54,484	(24,711)	70,718	100,491
Capital expenditure from other income	<u>234,662</u>	<u>(10,602)</u>	<u>(9,644)</u>	<u>214,416</u>
	<u>3,175,753</u>	<u>(484,714)</u>	<u>142,752</u>	<u>2,833,791</u>
Unrestricted funds				
General fund	506,954	83,578	(142,752)	447,780
	<u>3,682,707</u>	<u>(401,136)</u>	<u>-</u>	<u>3,281,571</u>

BRIGHTER FUTURES ACADEMY TRUST

**NOTES TO THE FINANCIAL STATEMENTS - continued
FOR THE YEAR ENDED 31 AUGUST 2021**

19. MOVEMENT IN FUNDS - continued

Net movement in funds, included in the above are as follows:

	Incoming resources £	Resources expended £	Gains and losses £	Movement in funds £
Restricted general funds				
General Annual Grant (GAG)	2,223,091	(2,258,058)	-	(34,967)
Pupil Premium	226,640	(226,640)	-	-
Other restricted income funds	421,068	(531,984)	-	(110,916)
Pension reserve	-	(327,000)	131,000	(196,000)
Assets transferred on conversion	-	(105,974)	-	(105,974)
DfE / ESFA capital grants	17,873	(19,417)	-	(1,544)
Capital expenditure from GAG	-	(24,711)	-	(24,711)
Capital expenditure from other income	4,350	(14,952)	-	(10,602)
	<u>2,893,022</u>	<u>(3,508,736)</u>	<u>131,000</u>	<u>(484,714)</u>
Unrestricted funds				
General fund	163,182	(79,604)	-	83,578
	<u>163,182</u>	<u>(79,604)</u>	<u>-</u>	<u>83,578</u>
TOTAL FUNDS	<u>3,056,204</u>	<u>(3,588,340)</u>	<u>131,000</u>	<u>(401,136)</u>

Comparatives for movement in funds

	At 1.9.19 £	Net movement in funds £	Transfers between funds £	At 31.8.20 £
Restricted general funds				
General Annual Grant (GAG)	29,332	(171,788)	176,405	33,949
Other restricted income funds	82,205	(62,038)	9,753	29,920
Pension reserve	(1,449,000)	(555,000)	-	(2,004,000)
Assets transferred on conversion	4,619,229	(105,974)	-	4,513,255
DfE / ESFA capital grants	322,351	(9,113)	245	313,483
Capital expenditure from GAG	56,929	(4,444)	1,999	54,484
Capital expenditure from other income	252,252	(17,590)	-	234,662
	<u>3,913,298</u>	<u>(925,947)</u>	<u>188,402</u>	<u>3,175,753</u>
Unrestricted funds				
General fund	662,270	33,086	(188,402)	506,954
	<u>662,270</u>	<u>33,086</u>	<u>(188,402)</u>	<u>506,954</u>
TOTAL FUNDS	<u>4,575,568</u>	<u>(892,861)</u>	<u>-</u>	<u>3,682,707</u>

BRIGHTER FUTURES ACADEMY TRUST**NOTES TO THE FINANCIAL STATEMENTS - continued
FOR THE YEAR ENDED 31 AUGUST 2021****19. MOVEMENT IN FUNDS - continued**

Comparative net movement in funds, included in the above are as follows:

	Incoming resources £	Resources expended £	Gains and losses £	Movement in funds £
Restricted general funds				
General Annual Grant (GAG)	2,094,701	(2,266,489)	-	(171,788)
Pupil Premium	210,969	(210,969)	-	-
Other restricted income funds	361,916	(423,954)	-	(62,038)
Pension reserve	-	(266,000)	(289,000)	(555,000)
Assets transferred on conversion	-	(105,974)	-	(105,974)
DfE / ESFA capital grants	12,790	(21,903)	-	(9,113)
Capital expenditure from GAG	-	(4,444)	-	(4,444)
Capital expenditure from other income	-	(17,590)	-	(17,590)
	<u>2,680,376</u>	<u>(3,317,323)</u>	<u>(289,000)</u>	<u>(925,947)</u>
Unrestricted funds				
General fund	121,159	(88,073)	-	33,086
	<u>121,159</u>	<u>(88,073)</u>	<u>-</u>	<u>33,086</u>
TOTAL FUNDS	<u>2,801,535</u>	<u>(3,405,396)</u>	<u>(289,000)</u>	<u>(892,861)</u>

The specific purposes for which the funds are to be applied are as follows:

Restricted general funds

General Annual Grant - a grant received for the Academy's operational activities and development. Under the funding agreement with the Secretary of State, the academy trust was not subject to a limit on the amount of GAG that it could carry forward at 31 August 2021.

Pupil Premium - represents pupil premium grants received by the charitable company in the period.

Pension reserve - represents the net liability of the charitable company in relation to the LGPS defined benefit pension scheme. This fund is in deficit and contributions to the scheme continue to be made in accordance with the recommendations of the scheme's actuaries and managers in order to eliminate the deficit over the long term.

Other restricted income funds include:

- Primary School Sports grant - a grant received to develop sports in primary schools;
- Universal Infant Free School Meals - a grant received to provide pupils in Reception and Key Stage 1 with free school meals;
- Other DfE / ESFA grants - grants received for leadership to help with the development of other schools and the expansion of the trust;
- Early Education Funding - a grant received for the Academy's operational activities and development of the nurseries; and
- Local Authority and other grants - grants received for the expansion of the Academy's operational activities at Siddal Primary School and specific support of pupils.

BRIGHTER FUTURES ACADEMY TRUST

NOTES TO THE FINANCIAL STATEMENTS - continued FOR THE YEAR ENDED 31 AUGUST 2021

19. MOVEMENT IN FUNDS - continued

Restricted fixed asset funds

Assets transferred on conversion - this fund represents the carrying value of the fixed assets that were transferred on conversion to an academy.

Other restricted fixed asset funds - these funds represent capital items that have been funded by restricted grant income or donations, plus any unspent restricted capital grant income at the year end.

Analysis of academies by fund balance

Fund balances at 31 August 2021 were allocated as follows:

	£
Field Lane Primary School	(100,989)
Siddal Primary School	474,453
Luddendenfoot Academy	80,882
Brighter Futures (Central Services)	<u>(6,566)</u>
Total before fixed assets and pension reserve	447,780
Restricted fixed asset funds	5,033,791
Pension reserve	<u>(2,200,000)</u>
Total funds	<u><u>3,281,571</u></u>

Comparative balances at 31 August 2020 were allocated as follows:

	£
Field Lane Primary School	(88,434)
Siddal Primary School	458,670
Luddendenfoot Academy	80,506
Brighter Futures (Central Services)	<u>120,082</u>
Total before fixed assets and pension reserve	570,824
Restricted fixed asset funds	5,115,883
Pension reserve	<u>(2,004,000)</u>
Total funds	<u><u>3,682,707</u></u>

The deficit position at Field Lane Primary School which arose in 2020 has increased in the year to 31 August 2021. There has continued to be a requirement for additional teaching staff to cover staff movements. As noted in the 2020 accounts, building upkeep and repairs including redecoration of the school were carried out to ensure a fit for purpose learning environment was being provided. Additional costs were also incurred for cleaning staff, PPE equipment and additional sanitising products due to the ongoing pandemic.

The small deficit seen on the Brighter Futures (Central Services) fund is due to higher staffing costs than expected. Recruitment was required for a new Finance officer which was an unexpected expense during the year 2020-21 and the continued support to the school improvement Manager the cost of this had been met in previous years by an allocated grant monies.

BRIGHTER FUTURES ACADEMY TRUST**NOTES TO THE FINANCIAL STATEMENTS - continued
FOR THE YEAR ENDED 31 AUGUST 2021****19. MOVEMENT IN FUNDS - continued****Analysis of academies by cost**

Expenditure incurred by each academy during the year was as follows:

	Teaching and educational support costs £	Other support staff costs £	Educational supplies £	Other costs (excluding depreciation) £	Year ended 31.8.21 Total funds £
Field Lane Primary School	627,035	124,951	25,084	141,197	918,267
Siddal Primary School Luddendenfoot Academy	817,540	226,305	31,155	189,995	1,264,995
Brighter Futures (Central Services)	672,550	165,069	20,475	123,873	981,967
	<u>87,239</u>	<u>128,779</u>	<u>-</u>	<u>42,038</u>	<u>258,056</u>
	<u>2,204,364</u>	<u>645,104</u>	<u>76,714</u>	<u>497,103</u>	<u>3,423,285</u>

Expenditure incurred by each academy during the prior year was as follows:

	Teaching and educational support costs £	Other support staff costs £	Educational supplies £	Other costs (excluding depreciation) £	Year ended 31.8.20 Total funds £
Field Lane Primary School	634,448	118,599	36,514	145,826	935,387
Siddal Primary School Luddendenfoot Academy	809,623	193,871	31,462	196,338	1,231,294
Brighter Futures (Central services)	615,189	130,074	33,273	144,683	923,219
	<u>36,487</u>	<u>89,870</u>	<u>-</u>	<u>39,228</u>	<u>165,585</u>
	<u>2,095,747</u>	<u>532,414</u>	<u>101,249</u>	<u>526,075</u>	<u>3,255,485</u>

Transfers between funds

The transfer from unrestricted reserves covers the General Annual Grant deficit.

BRIGHTER FUTURES ACADEMY TRUST

NOTES TO THE FINANCIAL STATEMENTS - continued FOR THE YEAR ENDED 31 AUGUST 2021

20. PENSION AND SIMILAR OBLIGATIONS

The charity's employees belong to two principal pension schemes: the Teachers' Pension Scheme England and Wales (TPS) for academic and related staff; and the Local Government Pension Scheme (LGPS) for non-teaching staff, which is managed by West Yorkshire Pension Fund. Both are multi-employer defined benefit schemes.

The latest actuarial valuation of the TPS related to the period ended 31 March 2016 and of the LGPS to the period ended 31 March 2019.

Contributions amounting to £45,088 were payable to the schemes at 31 August 2021 (2020 - £40,820) and are included within creditors.

Teachers' pension scheme

The Teachers' Pension Scheme (TPS) is a statutory, contributory, defined benefit scheme, governed by the Teachers' Pension Scheme Regulations 2014. Membership is automatic for teachers in academies. All teachers have the option to opt-out of the TPS following enrolment.

The TPS is an unfunded scheme to which both the member and employer makes contributions, as a percentage of salary - these contributions are credited to the Exchequer. Retirement and other pension benefits are paid by public funds provided by Parliament.

Valuation of the teachers' pension scheme

The Government Actuary, using normal actuarial principles, conducts a formal actuarial review of the TPS in accordance with the Public Service Pensions (Valuations and Employer Cost Cap) Directions 2014 published by HM Treasury every 4 years. The aim of the review is to specify the level of future contributions. Actuarial scheme valuations are dependent on assumptions about the value of future costs, design of benefits and many other factors. The latest actuarial valuation of the TPS was carried out as at 31 March 2016. The valuation report was published by the Department for Education on 5 March 2019. The key elements of the valuation and subsequent consultation are:

- employer contribution rates set at 23.68% of pensionable pay (including a 0.08% administration levy)
- total scheme liabilities (pensions currently in payment and the estimated cost of future benefits) for service to the effective date of £218,100 million and notional assets (estimated future contributions together with the notional investments held at the valuation date) of £196,100 million, giving a notional past service deficit of £22,000 million
- the SCAPE rate, set by HMT, is used to determine the notional investment return. The current SCAPE rate is 2.4% above the rate of CPI. The assumed real rate of return is 2.4% in excess of prices and 2% in excess of earnings. The rate of real earnings growth is assumed to be 2.2%. The assumed nominal rate of return including earnings growth is 4.45%.

The next valuation result is due to be implemented from 1 April 2023.

The employer's pension costs paid to TPS in the period amounted to £240,935 (2020 - £220,155).

A copy of the valuation report and supporting documentation is on the Teachers' Pensions website.

Under the definitions set out in FRS 102, the TPS is an unfunded multi-employer pension scheme. The charity has accounted for its contributions to the scheme as if it were a defined contribution scheme. The charity has set out above the information available on the scheme.

BRIGHTER FUTURES ACADEMY TRUST**NOTES TO THE FINANCIAL STATEMENTS - continued
FOR THE YEAR ENDED 31 AUGUST 2021****20. PENSION AND SIMILAR OBLIGATIONS - continued****Local government pension scheme**

The LGPS is a funded defined benefit pension scheme, with the assets held in separate trustee-administered funds. The total contribution made for the year ended 31 August 2021 was £193,000 (2020 - £177,000), of which employer's contributions totalled £142,000 (2020 - £129,000), and employees' contributions totalled £51,000 (2020 - £48,000). The agreed contribution rates for future years are 16.40 per cent for employers.

Parliament has agreed, at the request of the Secretary of State for Education, to a guarantee that, in the event of an academy trust closure, outstanding Local Government Pension Scheme liabilities would be met by the Department for Education. The guarantee came into force on 18 July 2013.

The amounts recognised in the Balance Sheet are as follows:

	Defined benefit pension plans	
	31.8.21	31.8.20
	£	£
Present value of funded obligations	(5,910,000)	(4,912,000)
Fair value of plan assets	<u>3,710,000</u>	<u>2,908,000</u>
	(2,200,000)	(2,004,000)
Present value of unfunded obligations	<u>-</u>	<u>-</u>
Deficit and net liability	<u>(2,200,000)</u>	<u>(2,004,000)</u>

The amounts recognised in the Statement of Financial Activities are as follows:

	Defined benefit pension plans	
	31.8.21	31.8.20
	£	£
Current service cost	436,000	369,000
Net interest from net defined benefit asset/liability	33,000	26,000
Past service cost	<u>-</u>	<u>-</u>
	<u>469,000</u>	<u>395,000</u>
Actual return on plan assets	<u>649,000</u>	<u>(82,000)</u>

The actuarial gains and losses for the current year are recognised in the statement of financial activities.

BRIGHTER FUTURES ACADEMY TRUST**NOTES TO THE FINANCIAL STATEMENTS - continued
FOR THE YEAR ENDED 31 AUGUST 2021****20. PENSION AND SIMILAR OBLIGATIONS - continued**

Changes in the present value of the defined benefit obligation are as follows:

	Defined benefit pension plans	
	31.8.21	31.8.20
	£	£
Opening defined benefit obligation brought forward	4,912,000	4,361,000
Current service cost	436,000	369,000
Contributions by scheme participants	51,000	48,000
Interest cost	84,000	82,000
Actuarial losses(gains)	467,000	151,000
Benefits paid	<u>(40,000)</u>	<u>(99,000)</u>
	<u>5,910,000</u>	<u>4,912,000</u>

Changes in the fair value of scheme assets are as follows:

	Defined benefit pension plans	
	31.8.21	31.8.20
	£	£
Opening fair value of scheme assets brought forward	2,908,000	2,912,000
Contributions by employer	142,000	129,000
Contributions by scheme participants	51,000	48,000
Interest income on assets	51,000	56,000
Remeasurement gains	598,000	(138,000)
Benefits paid	<u>(40,000)</u>	<u>(99,000)</u>
	<u>3,710,000</u>	<u>2,908,000</u>

The amounts recognised in other recognised gains and losses are as follows:

	Defined benefit pension plans	
	31.8.21	31.8.20
	£	£
Actuarial (losses)/gains	<u>131,000</u>	<u>(289,000)</u>
	<u>131,000</u>	<u>(289,000)</u>

BRIGHTER FUTURES ACADEMY TRUST**NOTES TO THE FINANCIAL STATEMENTS - continued
FOR THE YEAR ENDED 31 AUGUST 2021****20. PENSION AND SIMILAR OBLIGATIONS - continued**

The major categories of scheme assets as a percentage of total scheme assets are as follows:

	Defined benefit pension plans	
	31.8.21	31.8.20
Equities	80.20%	77.80%
Property	3.80%	4.30%
Government bonds	8.00%	9.70%
Corporate bonds	4.40%	5.00%
Cash	2.20%	1.70%
Other	1.40%	1.50%
	<u>100.00%</u>	<u>100.00%</u>

Principal actuarial assumptions at the Balance Sheet date (expressed as weighted averages):

	31.8.21	31.8.20
Rate of increase in salaries	3.95%	3.55%
Discount rate for scheme liabilities	1.70%	1.70%
Inflation assumption (CPI)	2.70%	2.30%
Pension accounts revaluation rate	2.70%	2.30%
Pension increases	2.70%	2.30%

The current mortality assumptions include sufficient allowance for future improvements in mortality rates. The assumed life expectations on retirement age 65 are:

Retiring today		
Males	21.9	21.8
Females	24.7	24.6
Retiring in 20 years		
Males	22.6	22.5
Females	25.8	25.7

Sensitivity analysis

	31.8.21	31.8.20
	£	£
Discount rate +0.1%	5,774,000	4,799,000
Discount rate -0.1%	6,046,000	5,025,000
Mortality assumption - 1 year increase	5,685,000	4,735,000
Mortality assumption - 1 year decrease	6,140,000	5,094,000

The estimated value of employer contributions for the year to 31 August 2022 is £151,000.

BRIGHTER FUTURES ACADEMY TRUST**NOTES TO THE FINANCIAL STATEMENTS - continued
FOR THE YEAR ENDED 31 AUGUST 2021****21. LONG-TERM COMMITMENTS, INCLUDING OPERATING LEASES**

Minimum lease payments under non-cancellable operating leases fall due as follows:

	31.8.21	31.8.20
	£	£
Within one year	<u>-</u>	<u>6,884</u>

22. RELATED PARTY DISCLOSURES

During the year, Brighter Futures Academy Trust engaged in the following transactions with Related Parties of the entity. There were purchases from related parties of £62,991 (2020 – nil), none of which was outstanding at the year end. There was also remuneration paid to related parties of £15,195 (2020 – £10,505).

23. POST BALANCE SHEET EVENTS

On 1 November 2021 the three academy schools, Siddal Primary, Luddendenfoot Academy and Field Lane Primary were rebrokered to Polaris MAT.

24. RECONCILIATION OF NET EXPENDITURE TO NET CASH FLOW FROM OPERATING ACTIVITIES

	31.8.21	31.8.20
	£	£
Net expenditure for the reporting period (as per the Statement of Financial Activities)	(532,136)	(603,861)
Adjustments for:		
Depreciation charges	165,055	149,911
Capital grants from DfE/ESFA	(17,873)	(12,790)
Interest received	(71)	(384)
Pension net interest cost	33,000	26,000
Other capital grants	(4,350)	-
Decrease in stocks	2,704	1,514
Decrease in debtors	67,643	9,597
Increase/(decrease) in creditors	50,785	(26,057)
Difference between pension charge and cash contributions	<u>294,000</u>	<u>240,000</u>
Net cash provided by/(used in) operations	<u>58,757</u>	<u>(216,070)</u>

25. ANALYSIS OF CHANGES IN NET FUNDS

	At 1.9.20	Cash flow	At 31.8.21
	£	£	£
Net cash			
Cash at bank and in hand	<u>633,938</u>	<u>17,099</u>	<u>651,037</u>
	<u>633,938</u>	<u>17,099</u>	<u>651,037</u>
Total	<u>633,938</u>	<u>17,099</u>	<u>651,037</u>

BRIGHTER FUTURES ACADEMY TRUST

**NOTES TO THE FINANCIAL STATEMENTS - continued
FOR THE YEAR ENDED 31 AUGUST 2021**

26. COMPANY INFORMATION

The company is a company limited by guarantee and is incorporated in England and Wales. The address of its registered office is Siddal Primary School, Backhold Lane, Siddal, Halifax, HX3 9DL. The companies registered number is 08175471.

The presentation currency is the £ sterling.